

	Döküman No	Yayın Tarihi	Rev.No	Revizyon Tarihi
		1.1.2016	8	04.05.2022
	TEHLİKELİ YÜK ELLEÇLEME REHBERİ			



SHELL DERINCE TERMINAL
DANGEROUS GOODS HANDLING
GUIDE




PREPARATION DATE: 01.06.2017
(Revisions for Revision to the page see)

NAME SURNAME
(FACILITY AUTHORITY)
SIGNATURE
SEAL

	Döküman No	Yayın Tarihi	Rev.No	Revizyon Tarihi
		1.1.2016	8	04.05.2022
	TEHLİKELİ YÜK ELLEÇLEME REHBERİ			

REVISION PAGE

Desk No.	Revision No.	of the revision Content	Revision Date	revision by the doer	
				First Name Last name	signature
one	one	Instruction Publishing	1.4.2016	FATİH VARDAR	
2	2	Packed Load Procedure Adding	1.8.2016	FATİH VARDAR	
3	3	Instruction Publishing	1.6.2017	FATİH VARDAR	
4	4	Dangerous substance Security Advisor appointment-art. 2.4-Tmgd your responsibilities adding	06.04.2018	İLYAS DEĞERLİ	
5	5	*Facility Security Informationform Update *Matter 10.1 Coastplant TMUB Validity Time adding *Port Responsiblechange *Emergency Actionplan revised to be made	01.09.2020	İLYAS DEĞERLİ	
6	6	*TMGD change in Facility Information Form *Port Responsiblechange * 1.2.1.1. and 4.4 Handled dangerous goods updated *2. Section Responsibilities of the Parties Revised in accordance with the Regulation on the Transport of Dangerous Goods by Sea and Loading Safety *3.21.1 Trainings Information has been added according to the IMDG KOD Training Seminars Directive and the current Regulation. *14. Section Definitions have been revised according to the Regulation on the Transport of Dangerous Goods by Sea and Loading Safety.	19.01.2022	DAMLA GÜNGÖR	
7	7	* 11.3 Updated emergency contact points and contact information	24.04.2022	RUTİL ÖZDEMİR	

	Döküman No	Yayın Tarihi	Rev.No	Revizyon Tarihi
		1.1.2016	8	04.05.2022
	TEHLİKELİ YÜK ELLEÇLEME REHBERİ			
8	8	Revised in accordance with the Dangerous Goods Handling Guide version.	4.5.2022 2	DAMLA GÜNGÖR

CONTENTS

1	INTRODUCTION.....	8
1.1	Facility Information Form	9
1.2	Regarding Dangerous Goods Handled and Temporarily Stored at the Port facility Loading/Discharging, Handling and Storage Procedures.....	12
1.3	Dangerous Liquid Bulk Cargo Safe Handling Operation Procedure	12
2	RESPONSIBILITIES	15
2.1	General responsibilities	15
2.2	Responsibilities of the cargo person	15
2.3	Responsibilities of the carrier	16
2.4	Responsibilities of the shore facility operator.....	16
2.5	Responsibilities of the ship owner	17
2.6	Responsibilities of the Dangerous Goods Safety Advisor.....	18
2.7	Responsibilities for loads within the scope of the IBC CODE.....	19
3	RULES AND MEASURES TO BE FOLLOWED /APPLIED BY THE SHORE FACILITY	19
3.1	Berthing	19
3.2	Inspection	19
3.3	Safe loading and segregation	20
3.4	Emergency procedures	20
3.5	Emergency information	21
3.6	Fire precautions	21
3.7	Firefighting	22
3.8	Environmental precautions	22
3.9	Fighting pollution	22
3.10	Reporting of Incidents	22
3.11	Inspections	23
3.12	Hot work and other repair or maintenance work	23
3.13	Contaminated waste	23
3.14	Alcohol and drug use	23
3.15	Weather conditions	23
3.16	Lighting	23
3.17	Handling Equipment	23
3.18	Protective equipment	24
3.19	Communication	24
3.20	Areas	24
3.21	Education	24
4	CLASSES OF DANGEROUS LOADS, TRANSPORTATION, LOADING / DISCHARGE, HANDLING, SEPARATION, STACKING AND STORAGE	25
4.1	Classes of dangerous goods	25
4.2	Packages and packages of dangerous goods.....	25
4.3	Placards, plates, brands and labels related to dangerous goods.....	25
4.4	Signs and packing groups of dangerous goods	26
4.5	Separation tables on the ship and in the port according to the classes of dangerous goods.....	26
4.6	Separation distances of dangerous goods in warehouse storage and	

	Döküman No	Yayın Tarihi	Rev.No	Revizyon Tarihi
		1.1.2016	8	04.05.2022
	TEHLİKELİ YÜK ELLEÇLEME REHBERİ			

parsing terms26

5 RELATED TO DANGEROUS LOADS HANDLED AT THE COASTAL FACILITY MANUAL 29

6 OPERATIONAL ISSUES29

- 6.1 Safe berthing of ships carrying dangerous goods day and night, procedures for mooring, loading/unloading, sheltering or mooring.....29
- 6.2 Seasonal conditions for loading, unloading and limbo operations of dangerous goods Procedures for additional measures to be taken according to
- 6.3 . Combustible, combustible and explosive substances that create/can create sparks operations and not to operate tools, equipment or tools that cause/can create sparks in dangerous goods handling, stacking and storage areas. procedures30
- 6.4 Procedures for fumigation, gas measurement and degassing work and operations30

7 DOCUMENTATION, CONTROL AND REGISTRATION31

- 7.1 All mandatory documents, information and documents related to dangerous goods, procedures regarding the supply and control of these by the persons concerned.....31
- 7.2 The current list of all dangerous goods in the coastal facility area and the relevant procedures for keeping other information regularly and completely.....32
- 7.3 Ensure that the dangerous goods arriving at the facility are properly defined, that correct shipping names are used, certified, packaged/ that it is packaged, labeled and declared, approved and in accordance with the rules. it is safely loaded into the package, container or cargo transport unit, and procedures for controlling the transport and reporting of the control results.....32
- 7.4 Procedures for obtaining and keeping the Dangerous Goods Safety Data Sheet (SDS).....30
- 7.5 Procedures for keeping records and statistics of dangerous goods33
- 7.6. Information on the Quality Management System33

8 EMERGENCIES, EMERGENCY PREPAREDNESS AND INTERVENTION.....34

- 8.1 Dangerous goods that pose/may create a risk to life, property and/or the environment and Intervention procedures for dangerous situations involving dangerous goods.....34
- 8.2 Information on the possibility, capability and capacity of the coastal facility to respond to emergencies34
- 8.3 Regarding the first response to accidents involving dangerous goods regulations (first aid procedures, first aid facilities and abilities etc. matters) 36
- 8.4 Notifications to be made inside and outside the facility in case of emergency36
- 8.5 Procedures for reporting accidents 36
- 8.6 Coordination, support and cooperation method with official authorities37
- 8.7 For the removal of ships and marine vehicles from the Port facility in case of emergency emergency evacuation plan.....37
- 8.8 Handling of damaged dangerous cargoes and wastes contaminated by dangerous cargoes and procedures for disposal40
- 8.9 Emergency drills and their records40
- 8.10 Information on fire protection systems 41
- 8.11 Approval, inspection, testing, maintenance and use of fire protection systems procedures for keeping ready42
- 8.12 Removal of fire protection systems when they are not working

	Döküman No	Yayın Tarihi	Rev.No	Revizyon Tarihi
		1.1.2016	8	04.05.2022
	TEHLİKELİ YÜK ELLEÇLEME REHBERİ			

Necessary precautions	42
8.13 Other risk control equipment	43
9 OCCUPATIONAL HEALTH AND SAFETY	44
9.1 Occupational health and safety measures.....	44
9.2 Information on personal protective clothing and their use procedures for	47
9.3 Confined space entry permit measures and procedures	48
10 OTHER MATTERS	49
10.1 Validity of Dangerous Goods Conformity Certificate.....	49
10.2 Duties defined for Dangerous Goods Safety Advisor.....	49
10.3 Dangerous goods arriving/leaving the port facility by land considerations for the carriers (for road vehicles carrying dangerous goods, or the documents they must keep at the entrance/exit of the coastal facility area, equipment and equipment that these vehicles must have; speed limits in the port area, etc. matters).....	50
10.4 Dangers to arrive/leave the port facility by sea considerations for those carrying dangerous goods (ships carrying dangerous goods and day/night signs to be displayed by sea vehicles at the port or port facility, cold and hot working methods on ships, etc. matters)	51
10.5 Additional matters to be added by the coastal facility	52
10.6 Accident Prevention Policy	50
10.7 Hot Work Procedure	53
10.8 Responsibilities of Personnel in Charge of the Operation	56
10.9 Safe Handling of Dangerous Goods Operation Procedure Checklist	58
10.10 EmS (Emergency Procedures for Ships Carrying Dangerous Goods) and MFAG (Medical First Aid Guide)	60
11 ANNEXES	61
11.1 General Layout Plan of the Coastal Facility	62
11.2 General View Photos of the Coastal Facility	60
11.3 Emergency Contact Points and Contact Information	62
11.4 General Layout Plan of the Areas where Dangerous Goods are Handled	63
11.5 Fire Plan of Areas where Dangerous Goods are Handled	63
11.6 General Fire Plan of the Facility	63
11.7 Emergency Plan	63
11.8 Emergency Assembly Places Plan	64
11.9 Emergency Management Chart	65
11.10 Dangerous Goods Handbook.....	66
11.11 Leak Areas and Equipment for CTU and Packages, Entry/Exit Drawings	67
11.12 Inventory of Port Service Ships	67
11.13 Administrative borders of the Port Authority, anchorage areas and pilot boarding/disembarkation sea coordinates of the points	67
11.14 Emergency Response Equipment Against Marine Pollution in the Port Facility	67
11.15 Personal protective equipment (PPE) usage map	68
11.16 Dangerous Goods Incident Notification Form.....	68

	Döküman No	Yayın Tarihi	Rev.No	Revizyon Tarihi
		1.1.2016	8	04.05.2022
	TEHLİKELİ YÜK ELLEÇLEME REHBERİ			

11.17 Other required annexes	69
11.18 Dangerous Goods Handling Guide Additional Cargo Notification (When necessary)	69
12 ABBREVIATIONS	70
13 DEFINITIONS	70
14 INTRODUCTION	71

1 INTRODUCTION

1.1. Coast at the facility dangerous your loads input and keeping, this to transactions following handling process, of the field general security and protection, your loads protection, coast at the facility or near everybody's of safety and of the environment preservation control should be done.

1.2. At sea Bell security Moreover coast at the facility a your ship, of their loads and of your crew security and its storage, before loading/discharging directly and during handling, regarding dangerous goods. received with precautions is relevant.

1.3. This in the guide Suggestions, transport of the chain a Part of it aspect port in the field found dangerous limited to loads. The recommendations in this guide are based on those generally held in the port area for storage purposes. or for dangerous goods used in the port area. not but Administration, the use in question and storage transactions legal National to your requirements appropriate whether not control to make they may want.

1.4. An important prerequisite for the safe transportation and loading of dangerous goods is the appropriate way definition, protection under receiving, packaging, packaging, trustworthy halo bringing, marking, labeling, number plate attaching and documentation of is to be done. This situation, transactions coast at the facility or coast from the facility away in the facilities done and not done regardless of will be applied.

1.5. General transport to the chain black, port and sea elements including to be despite, 1.4 in stated of the matters responsible the one which... of persons each kinds measure to receive and all relating to information transport It is very important that the people included in the chain are also given to the last consignment. Different transport methods for possible strange to the requirements Caution should be done.

1.6. Dangerous your loads confidently transport and loading, promise subject your loads transport and loading for your regulations TRUE and sensitive a way to the implementation based on is, your regulations full and detailed aspect knowing and this to the subjects related available risks about information owner the one which... everybody's to his judgment it depends. This Only, relating to of persons appropriate way planned and executive been taken the one which... education and retraining with get can be done.

1.7. Laws, regulations and relating to publications continually evaluation under and organised aspect is being revised. It is very important to use only current versions. These Laws regulations and relating to your publications content, Only necessary is in scope this in the guide in recommendations has been repeated.

1.8. This your guide in the preparation IMDG CODE, MSC.1/Circ.1216 and ERG 2012 to your documents applied for and information used.

	Döküman No	Yayın Tarihi	Rev.No	Revizyon Tarihi
		1.1.2016	8	04.05.2022
	TEHLİKELİ YÜK ELLEÇLEME REHBERİ			

1.1 Facility Information form

to the facility belonging general informations, below presented facility information in the form is like this.

FACILITY INFORMATION FORM

1	Name/title of facility operator	Shell & Turcas Petrol A.S.
2	Contact information of the facility operator (address, phone, fax, e-mail and web page)	Shell & Turcas Petrol A.S. Derince Terminal Branch Address; Deniz mah.Petrol Ofisi cad. No:35 Derince/Kocaeli 0262-3170100-01 fax; 0262-2396312 www.shell.com.tr
3	Facility name	Shell & Turcas Petrol A.S. Derince Terminal Branch
4	City where the facility is located	KOCAELİ
5	Contact information of the facility (address, telephone, fax, e-mail and web site page)	Address; Deniz mah.Petrol Ofisi cad. No:35 Derince/Kocaeli 0262-3170100-01 fax; 0262-2396312 www.shell.com.tr
6	Geographical region of the facility	MARMARA REGION
7	Port Authority and contact details of the facility	KOCAELİ PORT MANAGEMENT - Address: Atalar, 41780 Körfez/Kocaeli, Turkey Telephone: +90 262 528 37 54
8	The Municipality to which the facility is affiliated and its contact details	KOCAELİ METROPOLITAN MUNICIPALITY Address: Karabaş, Admiral Salim Dervişoğlu Cd. No:80 D:No:80, 41040 Izmit/Kocaeli, Turkey Phone: +90 262 318 10 00 DERINCE MUNICIPALITY Address:Çenedag,Denizciler Cd.No:81,41900 Derince/Kocaeli,Turkey Telephone: +90 262 239 40 15
9	Name of the Free Zone or Organized Industrial Zone where the facility is located	The facility is not located in a Free Zone or Organized Industrial Zone.
10	Validity date of coastal facility Operation Permit	16.07.2022
11 th	Operating status of the facility (x)	Own burden and Own burden 3rd Party additional 3rd party (x) (--) (--)
12	Name and surname of the facility manager, contact details (phone, fax, e-mail)	Can ADAL 0262-3170100-01 fax; 0262-2396312 can.adal@shell.com
13	Name and surname, contact details (phone, fax, e-mail) of the dangerous goods operations officer of the facility	Yunus Emre Yilmaz Tel: 0262-3171726 Mobile:+905394425891 Fax; 0262-239 63 12 Yunus-Emre.Yilmaz@shell.com

	Döküman No	Yayın Tarihi	Rev.No	Revizyon Tarihi
		1.1.2016	8	04.05.2022
	TEHLİKELİ YÜK ELLEÇLEME REHBERİ			

14	Facility Dangerous Goods Safety Advisor's name and surname, contact details (phone, fax, e-mail)	DAMLA GUNGOR HAZARDS DANGEROUS GOODS SEC. FROM. SPEED. LTD. STI Phone: 0216 532 55 03 Mobile: 0530 428 38 03 Fax: 0216 532 55 06 Email: dripungor@tehlikeler.com Ahmediye Mah. People's Street Sunar Business Center No:37-39/57 Uskudar / Istanbul
15	Marine coordinates of the facility	40° 45' 239" N 29° 51' 567" E

16	on site handled dangerous cargo types (MARPOL ANNEX-1, IMDG Code, IBC Code, IGC Code, IMSBC Code, Grain Code, with loads covered by TDC Code asphalt/ bitumen and scrap loads)	IBC CODE -MOTORINE (FLOUR 1202 DIESEL FUEL LIGHT) -Class 3
17	Dangerous goods handled at the facility (loads other than the IMDG Code, which is one of the cargo types in 16th article, separately) will be written. Additional cargo request will be submitted to the port authority with the Annex-1 form. To TYER when appropriate will be added)	IBC CODE -MOTORINE (FLOUR 1202 DIESEL FUEL LIGHT) -Class 3
18	Classes for cargo handled, subject to IMDG Code	-
19	Groups in characteristic table for handled cargo subject to IMSBC Code	
20	to the facility able to approach boat types	Max: 20,000 DTW
21	facility to the highway distance(kilometers)	2 km.
22	facility to the railway (kilometers) or railway connection(Yes/No)	It has no connection to the railroad. 50 meters away
23	Name of the nearest airport and distance to the facility (kilometers)	Cengiz Topel 50 km
24	Load handling capacity of the facility (Ton/Year; TEU/Year; Vehicle/Year)	150,000 Ton
25	Scrap handling at the facility not done	Scrap in the plant handling is not done.
26	Is there a border gate / is there not? (Yes No)	No
27	bonded field Is there ? (Yes / No)	Yes
28	Cargo handling equipment and capacities	Boat filling/discharge arms, Pipelines and Petroleum product storage tanks. Pipeline capacities: Fuel Pipeline No.1 total length 420 m (Land Side 260 m) (Sea Side 160 m) Post reduction port end (54 cm long) 6 inches, up to pre-reduction manifold 8 inches. Lubricant Pipeline #1 overall length is 390 m (Land Side 230 m) (Sea Side 160 m) Post reduction port end (33 cm long) 6 inches, 8 inches to pre-reduction manifold. Petroleum products storage tanks capacity: 92,620 m3

**Döküman No****Yayın Tarihi****Rev.No****Revizyon Tarihi****1.1.2016****8****04.05.2022****TEHLİKELİ YÜK ELLEÇLEME REHBERİ**

29	Storage tank capacity (m3)	bonded Tank: 24,666.7 Duty Free Tank: 67,954,00
----	----------------------------	--

30	Open storage area (m2)	88,320
31	Semi-closed storage area (m2)	-
32	Closed storage area (m2)	32,295
33	Determined area of fumigation and/or de-fumigation (m2)	
34	Name/title and contact details of the piloting and towing services provider	Guidance Provider: Marine Tugboat and Pilotage Inc. Towing Service Provider: Marine Tugboat and Pilotage A.Ş.
35	Has a security plan been created? (Yes No)	ISPS Security plan - Yes
36	Waste Reception Facility capacity (Tank, vacuum truck, purification, separator, container and other equipment)	Marpol 73/78 - Annex-II Tank 360 m ³
37	Dock / dock etc properties of fields	

Dock/ Dock No.	Size (metre)	Maximum This depth (metre)	Minimum Waterdepth (metre)	will dock most large boat tonnage and length (DWT or GRT - metre)
one	200		9.70	20,000 DWT-

Pipe of the line First Name (on site if available)	Number (piece)	Length(metre)	Diameter of(inch)
Terminal with Port between, National Diesel line	one	Total 420 m (Land Side 260 m) (Sea Side 160 m)	Post reduction port end (54 cm long) is 6 inches, 8 inches up to pre-reduction manifold.
with terminal Port between, National Gasoline line.	-	-	-
Terminal with Port between, Transit Diesel line.	-	-	-
Terminal with Port between, Transit Crude oil line.	-	-	-
Terminal with Port between, Transit Fueloil line	-	-	-
Mineral Oil Line	one	390 m in total (Land Side 230 m) (Sea Side 160 m)	Post reduction port end (33 cm long) is 6 inches, 8 inches up to pre-reduction manifold.

	Döküman No	Yayın Tarihi	Rev. No	Revizyon Tarihi
		1.1.2016	8	04.05.2022
	TEHLİKELİ YÜK ELLEÇLEME REHBERİ			

1.2 Loading/Discharging of Dangerous Goods Handled and Temporarily Stored at the port facility, Handling and Storage Procedures

1.2.1 General

1.2.1.1 IBC Code in the scope of Metallic oils and Coast In our facility Dangerous Liquid Pouring from loads (Oil and Oil Products) Diesel (FAME 1202 Diesel Fuel) is handled.

1.2.1.2 Coast to your facility the future dangerous your loads handling, temporary aspect coast at the facility to wait, in matters such as stacking and sorting, storage, the coastal facility, the employees and the your ships safety in terms of the following your matters in its place bringing in is provided.

1.2.1.2.1 Routine female the one which... dangerous your loads coast to your facility from the acceptance most little one day before a coordination meeting being done and this to the meeting Supply directorate, Terminal, SELECT, TMGD and participation of other stakeholders is ensured. (This is for the routinely handled dangerous goods accepted to the port.) of the meeting to be done decision Supply directorate, Terminal or HSE/TMGD by may be given.)

1.2.1.2.2 Coordination at the meeting, coast to your facility accept will be dangerous load/s with relating to aspect;

1. Dangerous from the load caused risk
2. Coast at the facility available dangerous loads with interaction,
3. Coast to your facility near in the future accept to be made planned loads with interaction,
4. Stack conditions
5. Decomposition conditions
6. Urgent Intervention in terms of material and equipment need
7. Urgent Intervention of your teams proficiency
8. Neighbor facilities from / interaction

Subjects current IMDG CODE documents in the scope of hand by taking accept / denial or executive decisionis taken.

1.2.1.2.3 At the meeting Dangerous your load acceptance towards decision taken if, Management, operation, storage, security, urgent situation intervention units to be informed for preparation and accept process is starting.

1.2.1.2.4 Coast to your facility in admission Port of the Presidency informing in need situation justifications with together writing with to the port authority reports.

1.3 Dangerous Liquid Pouring loads safe Handling operation Procedure

1.3.1 Application

1.3.1.1 Coast In our facility Dangerous Liquid Pouring loads available dock system with is handled.

1.3.1.2 A day before made operation at the meeting to be used equipment, mail number, and team is determined. SDS form of the cargo in the ship notification at least 3 days in advance by the agency, facility to the official or SELECT given to the unit.

1.3.1.3 Boat to the pier pilot and mooring help with safe a way after connecting Then on board safety review is underway. If there is an unsafe situation, the situation is communicated to the ship owner and precautions are taken. is provided to receive. Discharge Equipment and pipe selection suitable for the load is made by the operation manager. ISGOTT Ship/Shore Safety Checklist is mutually signed. Ship and Shore Facility between Contact network is installed.

	Döküman No	Yayın Tarihi	Rev. No	Revizyon Tarihi
		1.1.2016	8	04.05.2022
	TEHLİKELİ YÜK ELLEÇLEME REHBERİ			

1.3.1.4 Employees will be moored to the ship. It is available next to flexible hoses. Ship of liquid cargoes login exit to the manifolds in connecting boat staff with together movement it does.

1.3.1.5 Boat with appropriate pressure setting makes. of tanks overflow is prevented and danger instantly boat to your staff information cutting the line is provided.

1.3.2 Necessity

1.3.2.1 Coast at the facility may occur gas fugitives detection to its purpose oriented aspect gas detectors calibrations made and to use ready in the state are kept.

1.3.2.2 Coast at the facility filling/discharging to the platform incoming each kinds vehicle completely static from electricity are purified, flame arrester apparatuses are attached to their exhausts and grounding is done. flame arrester apparatus are provided by the Land Tanker operator. Non-Flameless Land Tankers Shore to your facility is not received. ADR in the standards in tankers this feature is not sought.

1.3.2.3 Necessary warnings, warning signs handling made of the field around is placed. Danger supply Personal protective equipment in accordance with the occupational safety and health criteria of the relevant personnel in places and situations clothes and equipment is wearing. Task definitions and study to the fields appropriate personal protector clothesand equipped non personnel is not running.

1.3.2.4 Used devices periodic maintenance and calibration being done and this status documenting certificate, journal or record notebook current in the state are held.

1.3.2.5 Urgent situations or accidents promise subject when intervention for to be used first help materials employee by location known and easy accessible in places casing is being done.

1.3.2.6 Communication equipment used in the coastal facility, loading/unloading of dangerous liquid bulk cargoes Radios of a type that can be used safely in flammable or explosive atmosphere is used.

1.3.2.7 Flexible hoses used for loading/discharging dangerous liquid bulk cargoes; type approved and pipe It has a certificate showing the type, maximum working pressure of the pipe, month and year of production. is controlled. Tests of the pipes in question in accordance with the criteria specified in ISGOTT, and maintenance and repairs being done and to these related test reports with care and repair records are held. Hoses to be used in loading/evacuation operations but not in service are specified in ISGOTT. fit the criteria will be way is preserved.

1.3.2.8 Dangerous Liquid pouring your loads in the delivery/unloading used flexible to the hoses and loading into your arms oriented aspect sufficient number of electric insulation flange are kept.

1.3.2.9 Hazardous liquid bulk cargoes reacting dangerously with other incompatible cargoes and materials eliminate the possibility will lift handling, loading/evacuation and enclosure is provided.

1.3.2.10 One of the issues regarding the additional safety and security measures to be taken at the coastal facility. Shift supervisor is responsible.

1.3.2.11 Operations Officer and Shift Supervisor in our Shore Facility is responsible for its handling and functions in the quality management system. defined and these responsibilities movement within the framework they are doing.

1.3.2.12 Load operations and urgent in cases, responsibility to the fields by, boat captain and Operations Manager Regarding dangerous liquid bulk cargoes being loaded/discharged or transported the following information necessary to be seen in case of port to the presidency and other to those concerned offers.

	Döküman No	Yayın Tarihi	Rev. No	Revizyon Tarihi
		1.1.2016	8	04.05.2022
	TEHLİKELİ YÜK ELLEÇLEME REHBERİ			

1.3.2.12.1 Boat captain by;

1.3.2.12.1.1 Dangerous your load appropriate transport First Name, FAME its number (if any) with physically and chemical features of (reactivity including) definition.

1.3.2.12.1.2 Load transfer, slop transfer, from gas decontamination process, inerting, ballast taking, ballast unloading and tank cleaning procedures.

1.3.2.12.2 Operation in charge by;

1.3.2.12.2.1 Some of your safe handling and loading/evacuation for required special to equipment related informations with the following considerations in including urgent to situations intervention procedures:

- 1) Urgent Situation In your plans stated spillage either in leak in case of to be done what is needed,
- 2) Urgent Situation in your plan and Business health and security in the scope of of persons dangerous with loads accidentally the theme prevent for to be taken measures,
- 3) Urgent Situation in your plan stated by fire struggle procedures and fire in case of to be used appropriate communication systems.

1.3.2.13 Before starting the handling and loading/unloading operations of dangerous liquid bulk cargoes before and operation during, promise subject your operation to be done all at the entrances written and illustrated (pictogram) aspect necessary warning notices/marks placed control is being done.

1.3.2.14 Dangerous liquid pouring your loads handling and loading/evacuation during sea tape channel 16 from and in the protocol stated study from the channel continuous Contact being provided and load operations during of communication its effectiveness is being continued.

1.3.3 Dangerous pouring liquid loads for used pipe installations

1.3.3.1 Flexible hose:

1.3.3.1.1 This sort your loads temperature and suitability eyelash in front of by keeping appropriate is loads other than loads for not used.

1.3.3.1.2 Coup with damage to see inclined if appropriate way is protected.

1.3.3.1.3 flammable of liquids transfer for, insulation flange or conductive non- pulley used situations outside, promise subject of pipes electrical continuity of conductivity . is provided. Pipeline on the sea side of the insulation section up to the ship, the insulation section The pipeline on the land side is conductive up to the grounding system of the shore facility. insulation flanges ISGOTT Section to 17 by test is being done.

1.3.4 Operation Responsible by

1.3.4.1 Insulation in the section short circuit occur to come block for sufficient measures taking,

1.3.4.2 Insulation and ground systems of their activities to ensure for appropriate at intervals to be audited and test ensuring that,

1.3.4.3 In the International Safety Guidelines for Fuel Tankers and Terminals (ISGOTT) appropriate control to their lists act according to is doing.

	Döküman No	Yayın Tarihi	Rev. No	Revizyon Tarihi
		1.1.2016	8	04.05.2022
	TEHLİKELİ YÜK ELLEÇLEME REHBERİ			

1.3.5 Ignition sources

1.3.5.1 The Operations Officer is not responsible for any ignition sources such as ship's furnaces or cooking utensils. related measures to be taken may require conditions about boat your captain's to be informed will provide.

1.3.6 your spills to the enclosure receiving

1.3.6.1 A accident in case of dangerous liquid pouring your loads can leak in the interface all evacuation holes and pipes of all kinds of drains, dangerous liquid bulk cargoes before the loading / unloading operation begins.It is closed beforehand and it is ensured that it is kept closed during the operation. Also, any load spill occurs In case of arrival, the spilled cargoes are handled by the shore facility in an appropriate way. way collection and disposal in is provided.

1.3.7 Handling

1.3.7.1 Flexible hoses

1.3.7.1.1 Relating to responsibility fields within Boat captain and Operation Responsible:

- .1 These kinds of loads suitable in relation to its temperature and suitability out of loads or Ensure that a Flexible hose is not used at any working pressure for which it is not suitable. is happening.
- .2 Fly connection fragmented each flexible hose of its kind test since it was and explosion pressure showing a to the certificate owner is control is being done.
- .3 Before being placed into service, each flexible hose must meet the Administration requirements. appropriate a way hydrostatic aspect test been taken is from documents control is being done.
- .4 Flexible hoses to use without being placed before, image aspect is inspected. Flexible hoses, operation frequently during at intervals is inspected.
- .5 Flexible hose shall include hose type, specified maximum working pressure and month of manufacture and year of shows documents are kept at the facility.
- .6 Ensure that it has adequate electrical insulation and that the length of the flexible hose is to your links extreme load without installing defined study range within satisfaction compelling way will work is sufficient.
- .7 Dangerous liquid pouring your loads transport for equipped flexible hose sufficient audit are kept under.
- .8 Flexible hose to protect the environment, personal safety and equipment in an emergency connection to the leak locus won't give way separation about procedures sufficient level is implemented.

1.3.8 Beginning measures

1.3.8.1 Relating to responsibility fields within Boat captain and Operation responsible, load transport controls, measuring systems, urgent situation closing and alarm systems of load transfer to the operation before starting before test in the process and sufficient because it is sure is happening.

1.3.8.2 Dangerous liquid pouring load to the operation before starting before, Boat captain and Operation The person in charge shall determine the maximum loading or unloading speeds, taking into account the following: including transport their duration in writing accept is doing;

1.3.8.2.1 Boat load of the lines and Flexible your hose, its capacity and permission can be given maximum pressure,

1.3.8.2.2 Steam ventilation system layout and maximum loading or unloading speeds,

	Döküman No	Yayın Tarihi	Rev. No	Revizyon Tarihi
		1.1.2016	8	04.05.2022
	TEHLİKELİ YÜK ELLEÇLEME REHBERİ			

1.3.8.2.3 Urgent situation closing to the procedures by possible pressure increases,

1.3.8.2.4 Possible electrostatic load accumulation,

1.3.8.2.5 On board and on the beach start up operations during responsible of persons its presence.

1.3.8.3 The main security measures to be taken before and during such transfer operations. showing appropriate security control list being completed and signature under is taken.

1.3.8.4 Handling operations an emergency that may occur during instantly expelling necessary steps and use required marking written aspect accept is doing.

1.3.8.5 Appropriate security measures being taken and clothes is used.

1.3.8.6 Operation responsible, Used in liquid bulk cargo transfer operation of pumps buttons "closed" in position being held either in Only official of staff can reach a on the ground are kept.

1.3.8.7 Operation in charge Pipe line, transfer hoses in use either in wait in case of when not, loading/evacuation of your connections safe a way with cover either in blind flange with is closing.

1.3.8.8 tankers and Terminals For International Safety in the Guide (ISGOTT) found "Ship/Beach Safety Control list", still at ISGOTT Location area "Ship/Beach Safety Control of the list Completion For To the Guide appropriate aspect being filled and signature under is taken.

1.3.9 pumping

1.3.9.1 Relating to responsibility fields within Boat captain and Operation Responsible below stated substances implements;

1.3.9.1.1 Acceptable back pressures and loading or unloading speeds are not exceeded. sure be for agreed stuck in periods controls since it is done,

1.3.9.1.2 All relating to pipes, flexible your hoses and on board and on the shore connected of your equipment Make sure that all necessary care is taken to prevent leakage and dangerous bulk liquid cargoes are handled. transfer enough during your control since it is done,

1.3.9.1.3 Transfer operations during boat and beach equipment between effective Contact as it is preserved,

1.3.9.1.4 Handling operations during audit for safety control of the list available since

1.3.9.1.5 During the handling of dangerous liquid bulk cargoes, make sure that the tanker is not overfilled. sure be for evacuation to do of tankers measuring for necessary of the regulations since it is done,

1.3.9.1.6 On board and on the shore operations during responsible of persons available since

1.3.9.1.7 Appropriate security of your equipment and your clothes since it is used,

1.3.10 your operation completion

1.3.10.1 Ship's Captain and Operations Officer within their respective areas of responsibility: Liquid pouring The valves of the tanks that are emptied and filled after the loading/unloading of the loads are completed, being closed, except where it is necessary to leave the ship open for normal operations. and in the pipeline used in the load operation, the residual pressure in the flexible hoses is relieved. Moreover;

	Döküman No	Yayın Tarihi	Rev. No	Revizyon Tarihi
		1.1.2016	8	04.05.2022
	TEHLİKELİ YÜK ELLEÇLEME REHBERİ			

- 1.3.10.1.1 Flexible hose from the ship without leaving before, liquids being emptied and pressure being taken,
- 1.3.10.1.2 Sealing vessel manifold connections and flexible hoses with blind flange including all security measures are taken,
- 1.3.10.1.3 Appropriate security equipment and your clothes is used.

2 RESPONSIBILITIES

Dangerous load transport in the activity found all sides; transportation safe, trustworthy and to the environment harmless way to do, accidents block and damage in case of accident as possible member download for necessary the one which... all measures receive they have to.

Transportation of Dangerous Goods by Sea and Loading Safety All parties must fulfill the following responsibilities within the scope of the Regulation.

2.1 General responsibilities

ARTICLE 8 – (1) The general responsibilities of all parties involved in the transport of dangerous goods are as follows:

- They are obliged to take all necessary measures to make the transportation safe, secure and harmless to the environment, to prevent accidents and to minimize the damage when an accident occurs.
- In emergency situations such as fire, leakage, spillage that occur during the transportation of dangerous goods, they benefit from the EmS Guide, which includes Emergency Response Methods and Emergency Schedules for Ships Carrying Dangerous Goods.
- They benefit from the Medical First Aid Guide (MFAG) in the annex of the IMDG Code in order to provide the necessary medical first aid for the people affected by the damages of the dangerous goods and the health problems that occur as a result of the accidents involving these cargoes.

2.2. Responsibilities of the cargo person

ARTICLE 9 – (1) The responsibilities of the cargo person are as follows:

- It prepares and has the mandatory documents, information and documents related to dangerous goods prepared and ensures that these documents are present with the cargo during the transportation activity.
- Provides classification, packaging, marking, labeling and placarding of dangerous goods in accordance with their type.
- It ensures that dangerous goods are loaded, stacked and securely fastened to approved packaging and cargo transport units in accordance with the rules and in a safe manner.

2.3. Carrier's responsibilities

ARTICLE 10 - (1) The responsibilities of the carrier are as follows:

- Requests the mandatory documents, information and documents related to dangerous goods from the cargo person and ensures that they are present with the cargo during the transportation activity.
- Controls the compliance of dangerous goods classified, packaged, marked, labeled and placarded by the cargo person with the legislation.
- Controls that the dangerous goods are packed in accordance with the rules by using approved packaging and cargo transport units, they are safely loaded and securely

	Döküman No	Yayın Tarihi	Rev. No	Revizyon Tarihi
		1.1.2016	8	04.05.2022
	TEHLİKELİ YÜK ELLEÇLEME REHBERİ			

fastened to the cargo transport unit.

2.4. Responsibilities of the coastal facility operator

ARTICLE 11 – (1) The responsibilities of the coastal facility operator are as follows:

- a) Do not berth the ships carrying dangerous goods without the permission of the port authority.
- b) Provides written information within the scope of facility rules, cargo handling rules and relevant legislation to the ship that will dock at its facility.
- c) It does not handle dangerous goods for which it has not received a handling permit from the administration, and it does not make the ships that will berth suffer by planning in this context.
- ç) Requests the mandatory documents, information and documents related to dangerous goods from the cargo person and ensures that they are found with the cargo. If the relevant documents, information and documents cannot be provided by the cargo person, it is not obliged to accept or handle the dangerous cargo at its facility.
- d) It carries out the loading or unloading operation according to the agreement to be reached by sharing all the data that may be required according to the characteristics of the cargo with the ship's person. The ship does not make any changes in the operation without the knowledge of the person concerned.
- e) It determines the working limits by taking into account the safe working capacity of the facility and the weather forecasts, and takes the necessary measures for the ship to be safely moored at the pier and for handling.
- f) Controls the transport documents containing information that the dangerous goods arriving at the facility are classified, packaged, marked, labeled, plated and loaded safely to the cargo transport unit.
- g) Ensures that the personnel involved in the handling of dangerous goods and the planning of this handling are documented by receiving the necessary training, and does not assign personnel without documents to these operations.
- ğ) It ensures that the dangerous goods handling equipment in its facility is in working condition and that the relevant personnel are trained and documented regarding the use of these equipment.
- h) By taking occupational safety measures at the coastal facility, it ensures that the personnel use personal protective equipment suitable for the physical and chemical characteristics of the dangerous cargo.
- ı) Carries out activities related to dangerous cargoes at docks, piers and warehouses established in accordance with these works.
- i) Equips the quays and piers reserved for ships that will load or unload dangerous liquid bulk cargoes with appropriate installations and equipment for this work.
- j) Keeps an up-to-date list of all dangerous goods on board the vessels berthed and in the closed and open areas of the facility and gives this information to the relevant parties upon request.
- k) Notifies the port authority of the instant risk posed by the dangerous goods that it handles or temporarily stores in its facility and the measures it takes for it.
- l) Notifies the port authority of the accidents related to dangerous goods, including the accidents at the entrance to closed areas.
- m) Provides the necessary support and cooperation in the controls and inspections carried out by the Administration and the port authority.
- n) It ensures the transportation of Class 1 (Class 1 Compatibility Group 1.4 S), Class 6.2 and Class 7 dangerous goods that are not allowed for temporary storage, out of the coastal facility as soon as possible, without waiting, and applies to the Administration for permission in cases where it is necessary to wait.

	Döküman No	Yayın Tarihi	Rev. No	Revizyon Tarihi
		1.1.2016	8	04.05.2022
	TEHLİKELİ YÜK ELLEÇLEME REHBERİ			

- o) Temporarily stores the cargo transport units where dangerous goods are transported in accordance with the separation and stacking rules, and takes fire, environment and other safety measures in accordance with the class of the dangerous cargo in the storage area. It keeps fire extinguishing systems and first aid units ready for use at any time in the areas where dangerous goods are handled and makes the necessary controls periodically.
- ö) Gets permission from the port authority before the hot working works and operations to be carried out in the areas where dangerous goods are handled and temporarily stored.
- p) Prepares an emergency evacuation plan for the evacuation of ships from the coastal facilities in case of emergency and submits it to the port authority and informs the relevant people about the plan approved by the port authority.
- r) It ensures the internal loading of the cargo transport units in accordance with the loading safety rules in its facility.

2.5. Responsibilities of the ship owner

ARTICLE 12 - (1) Responsibilities of ship's persons are stated below:

- a) It ensures that the cargo to be carried by the vessel is documented as suitable for transportation and that the cargo holds, cargo tanks and cargo handling equipment are in a suitable condition for cargo transportation.
- b) Requests all mandatory documents, information and documents related to dangerous goods from the cargo person and ensures that they are present with the cargo during the transportation activity.
- c) It ensures that the documents, information and documents required to be found on the ship regarding dangerous goods within the scope of legislation and international conventions are appropriate and up-to-date.
- ç) Controls the transport documents containing information that the cargo transport units loaded on the ship are appropriately marked, plated and loaded safely.
- d) Informs the relevant ship personnel on the risks of dangerous cargoes, safety procedures, safety and emergency measures, response methods and similar issues.
- e) Keeps the current lists of all dangerous cargoes on board and declares them to the relevant parties upon request.
- f) Ensures that the loading program, if any, is approved and documented and kept in working condition.
- g) It notifies the port authority and the coastal facility about the instant risk posed by the dangerous cargoes on the ship approaching the coastal facility and the measures it has taken for it.
- ğ) In case of leakage in the dangerous cargo or if there is such a possibility, it will not accept the dangerous cargo to be transported.
- h) Notifies the port authority of the dangerous cargo accidents that occur on his ship while navigating or at the coastal facility.
- ı) Provides the necessary support and cooperation in the controls and inspections carried out by the Administration and the port authority.
- i) It does not accept to carry dangerous goods that are not included in the ship certificates issued by the relevant institutions and organizations.
- j) It ensures that the people of the ship involved in the handling of dangerous goods use personal protective equipment suitable for the physical and chemical properties of the cargo during handling.
- k) It provides the requirements regarding the loading safety of the loads loaded on the ships.

2.6. Dangerous substance Security consultant responsibilities

	Döküman No	Yayın Tarihi	Rev. No	Revizyon Tarihi
		1.1.2016	8	04.05.2022
	TEHLİKELİ YÜK ELLEÇLEME REHBERİ			

The main duty of the consultant is to help the business in question to carry out these activities in the safest way, according to the applicable obligations, with appropriate tools and actions, within the relevant activity limits of the business in question.

In terms of activities within the business, the specific duties of a consultant are:

- Monitoring compliance with the requirements for the carriage of dangerous goods;
- Providing suggestions to the business regarding the transportation of dangerous goods;
- Preparing an annual report to the management of the enterprise, or to a local public institution, on the activities of the business within the scope of the transportation of dangerous goods. Such annual reports are retained for five years and made available to national authorities upon request.

The duties of the consultant also include the control of the following practices and methods related to the business;

- Compliance procedures with the requirements governing the identification of dangerous goods transported;
- Whether the entity has taken into account the special requirements regarding the dangerous goods transported when purchasing means of transport;
- Control procedures of equipment used in the transport, packaging, filling, loading and unloading of dangerous goods;
- Appropriate training of employees of the enterprise, including changes in legislation, and keeping records of such training;
- Implementation of appropriate emergency procedures in the event of an accident or an event affecting safety during the transport, packaging, filling, loading or unloading of dangerous goods;
- Investigating and, where necessary, preparing reports on serious accidents, incidents or serious violations that occur during the transport, packaging, filling, loading or unloading of dangerous goods;
- the implementation of the necessary measures against the reoccurrence of accidents, incidents or serious violations;
- The extent to which legal rules and special requirements regarding the transport of dangerous goods are taken into account in the selection and use of subcontractors or third parties;
- Verification that employees involved in shipping, handling, packaging, filling, loading or unloading of dangerous goods have detailed knowledge of operational procedures and instructions;
- Taking measures to be better prepared for the risks involved in the transport, packaging, filling, loading or unloading of dangerous goods;
- Implementation of verification procedures to ensure that the documents and safety equipment required during the transport are on the transport vehicle and that these documents and equipment comply with the regulations;
- Implementation of verification procedures to ensure compliance with the requirements governing packaging, filling, loading and unloading;

2.7. Cargoes covered by the IBC Code

All stakeholders involved in the transportation of cargo within the scope of the IBC Code use the product name and features of the cargo specified in IBC Code Sections 17 and 18 and comply with all obligations regarding the cargo. The updates regarding the loads covered by the IBC Code and named in Chapters 17 and 18 are followed by the MEPC.2 circular published by IMO in December each year.

The documents specified in the IBC Code Section 16.2 are kept on the ships carrying the cargoes within the scope of the IBC Code.

	Döküman No	Yayın Tarihi	Rev. No	Revizyon Tarihi
		1.1.2016	8	04.05.2022
	TEHLİKELİ YÜK ELLEÇLEME REHBERİ			

In accordance with the provision of IBC Code Section 14.1.1, protective equipment meeting the EN 943-1:2015+A1:2019 and TS EN 943-2:2019 standards is available in sufficient numbers and appropriate features for the people of the ship involved in the loading or unloading operation. This equipment includes a large gown, long-sleeved gloves, appropriate footwear, chemical-proof full-body clothing, and a full eye goggle or face mask.

On ships carrying the IBC Code, work clothes and protective clothing are kept in easily accessible places and in special cabinets. Equipment used during operations cannot be kept in living quarters. However, protective clothing may also be stored in living quarters, provided that they are in special cabinets adequately separated from living areas such as cabins, frequently used corridors, dining areas and shared bathrooms.

, hazardous dangerous liquid bulk cargoes with the phrase “safety-S” in the “d” column titled “hazards” of the table in Chapter 17 of the IBC Code cannot be handled as flotilla in coastal facilities. These loads can only be handled by discharging them from the ships to the tanks in the facility via pipelines and filling them to the land tankers from these tanks. The same rule applies for loading from land tankers to ships.

3. COAST FACILITY BY TO BE COMPLIED / APPLIED RULES AND MEASURES

The rules and precautions outlined in this section are the same as in chapters 1,4,6,7,8,9,10 of this guide. In its sections, dangerous cargo Urgent Situation in your plan and Accident Prevention in the policy details emerge is placed. infrastructural requirements Coast Our facility by provided.

3.1 Approach

3.1.1 Sufficient and trustworthy connecting your possibilities provides,

3.1.2 Boat and coast between sufficient and trustworthy access provides.

3.2 Examination

3.2.1 Load transport of units being held of fields smooth a way since it's checked and package or load transport your units leak or damage Ensure that regular inspections are carried out. Leakage or damage detected required handling of freight transport units only under the supervision of a responsible person makes.

3.2.2 Relating to of the person dangerous your loads from the existence caused possible your dangers aware because sure It is possible.

3.2.3 Handling and stacking in transactions used and strength with operated either in strength with not run equipment, of the manufacturer care to your instructions appropriate care that they are made, good study in the conditions and appropriate in standards that they are about use pre-check is done and is inspected.

3.3 Trustworthy loading and decomposition

3.3.1 Transport about and incompatible your loads parsing in including be National or international legal requirements for the transport of dangerous goods, including about sufficient to information owner the one which... most little a responsible person ration it does. (one January 2018)

3.4 Urgent situation transactions

3.4.1 Appropriate urgent situation of the regulations made and to those concerned since it is reported sure It is possible This regulations the following includes;

3.4.1.1 Appropriate urgent situation alarm operating of points providing,

3.4.1.2 Port pitch inside and other than relating to urgent situation to your services a

	Döküman No	Yayın Tarihi	Rev. No	Revizyon Tarihi
		1.1.2016	8	04.05.2022
	TEHLİKELİ YÜK ELLEÇLEME REHBERİ			

the event or a urgent your situation notification,

3.4.1.3 At sea and overland port administration and port pitch to its users a event or a urgent your situation notification,

3.4.1.4 treatment to do dangerous your loads to the dangers appropriate urgent situation of vehicles supply to be made,

3.4.1.5 Urgent a situation is if, a of the ship separation for coordinated regulations,

3.4.1.6 Each time sufficient access / exit will provide regulations.

3.4.2. Dangerous your loads and all special of the conditions nature of consideration by taking trustworthy and fast a urgent situation escape plan of the arrangement the necessity eyelash in front of are kept.

3.4.3. Dangerous your loads from the damages affected to persons and this your loads involved as a result of accidents necessary medical first aid for health problems occurring "Medical First Aid" in the IMDG Code annex, in order to Directory (MFAG) is used.

3.4.4. Regarding emergency situations involving dangerous goods, it is included in the IMDG Code annex. area "Urgent Situation plans (EmS) is used.

3.4.5. Urgent situations or to be used for response in case of accidents First aid supplies are in places known and easily accessible by personnel. is preserved.

3.5. Urgent situation information

3.5.1. Coast plant, quantities in including be as, appropriate transport names, TRUE technical names (if any), UN numbers, classes or, where assigned, division of goods; compatibility group write, side danger classes (assigned if) packaging group (assigned if) and urgent situation services for ready aspect held full location in including, stores and other in the fields all dangerous your loads a list provides.

3.5.2. The person responsible for the warehouses and the areas where dangerous goods are handled, be aware of the occupancy status of dangerous goods in his area and cases use of in terms of information ready contains.

3.5.3. Dangerous load including cargo loading from their operations responsible person, on the measures to be taken to deal with accidents related to dangerous cargoes necessary information owner because and this information urgent cases use of in terms of since you are ready makes sure.

3.5.4. Electronic or other automated computing to provide access to information or transmission techniques uses.

3.5.5. Dangerous loads data pages, normal aspect of chemicals in the manufacturers is found. Urgent intervention information with electronic data soles in available and data directly access when provided used.

3.5.6. Port urgent situation intervention transactions and port urgent situation telephone numbers, warehouses and dangerous goods areas where transportation and transactions are made within either in this your places important in their position Location to take provides.

3.5.7. A clear description of fire-fighting and pollution-fighting equipment and equipment way marked and to these Caution attracting your announcements clearly visible way all appropriate place in places to take provides.

3.5.8. In force found urgent situation transactions and in the interface available your services information, dangerous loads uploader or bearing of the ship to your captain gives.

3.6. Fire measures

	Döküman No	Yayın Tarihi	Rev. No	Revizyon Tarihi
		1.1.2016	8	04.05.2022
	TEHLİKELİ YÜK ELLEÇLEME REHBERİ			

3.6.1. of the following sure It is possible:

3.6.1.1. your ships they approached in the interface mooring of their place urgent situation servicesto access anytime since it is available

3.6.1.2. As audible or visual alarms are located within the area for emergency use. and Contact their tools urgent situation services for ready since it is kept

3.6.1.3. Dangerous your loads transport for used all of fields clean and organised being held

3.6.1.4. Calling the captain of the ship to the emergency services before the dangerous cargoes are loaded. to do for most near of vehicles location about since you are informed

3.6.1.5. Dangerous your loads at the interface located in the fields, flammable or explosive lighting and other electrical equipment that is safe to use in the environment since it is kept

3.6.1.6. Cigaret drinking forbidden the one which... your places since it is determined

3.6.1.7. Cigaret to drink forbidding symbol shaped of your warnings each at the point clearly visible and where smoking areas would pose a hazard. trustworthy at a distance being kept away

3.6.1.8. Flammable either in explosive a in the environment or like this your terms can develop a in the environment in the field either in In the space used your equipment, flammable or explosive asafe to be used in the environment and not cause any fire or explosion not giving and this way to be used convenient quality because

3.6.1.9. Dangerous your loads transport results occur able to come fire and explosion dangers eyelash before taken, empty held load transport units, still ruinsand flammable they evaporate may contain and danger as it will create

3.6.1.10 Extension wired portable to the plugs attached electric your tools flammablea atmosphere able to create fields or in places because it is not used sure It is possible.

3.7. with fire struggle

3.7.1. Adequate and correctly tested firefighting equipment on board, and your possibilities, dangerous your loads transport or loading transactions made in the fields of the administration requirements in accordance with ready since it is kept sure It is possible.

3.7.2. Personnel involved in the transport or loading of dangerous goods, Training in the use of fire extinguishing equipment in accordance with the requirements of it takes care and fire conducts exercises.

3.8. Environmental measures

3.8.1. Carrying dangerous goods only in areas that comply with the requirements of the Administration. provides

3.8.2. Discharge of dangerous goods handled at the coastal facility to soil, water or water made to the fields contagion prevention for necessary measures is taken. This measures, danger substances in handling used pipe circuits and conveyor system found fields for also is applied.

3.8.3. contaminated dead bilge juice, dirty ballast, sludge, slop and load waste for from the ship purchase opportunity is provided.

3.9. with pollution don't fight

3.9.1. Dangerous your loads spillage in case of may occur naughty to the minimum download for sufficient your equipment provides.

3.9.2. Equipment, cleaning materials and portable collection of the basins well row oil spill containment fences, condensate caps, absorbent and neutralizing agents contains.

	Döküman No	Yayın Tarihi	Rev. No	Revizyon Tarihi
		1.1.2016	8	04.05.2022
	TEHLİKELİ YÜK ELLEÇLEME REHBERİ			

3.9.3. Administration of personnel involved in the transportation and handling of dangerous goods. use of pollution-fighting equipment and facilities according to their requirements about educated and experienced because sure It is possible.

3.10. of events Report to be

3.10.1. Own responsibility area within dangerous your loads transport during your port, at the port found your ships, other a your property, of the environment either in transport an accident that could endanger the safety and security of the persons responsible for the task. occur arrive in case of immediately operation stop and appropriate security measures until received until your operation again does not start. All of staff dangerous your loads transport during a accident occur arrive in case of this from the operation responsible to the person report to do must.

3.10.2. Fast and effective a reply to give in the name of; wounded of your staff treatment and In order to reduce the damage that may occur, a short and accurate description of the event is possible. until fast a way urgent situation to the center sending must.

3.10.3. Dangerous your loads transport during your port, at the port found your ships, other a your property, of the environment either in without carrying responsible of persons the safety of and In the event of an accident that may endanger the safety of port to the administration report to be made is provided.

3.10.4. A damaged or leaking package, unit load or load containing dangerous goods transport of the unit immediately to the port authority reports.

3.11. Controls

3.11.1. Port responsible, appropriate is where:

3.11.1.1 Safe transport, handling, packaging and porting of dangerous goods on arrival stacking up with relating to documents and certificates control it does

3.11.1.2 National and international regulations applicable to the provisions of the IMDG Code and to the mode of transport. international legal to the requirements appropriate a way are marked, are tagged or they are plated control it does.

3.11.1.3 Dangerous loads including each tool, physically status, sees a damage or contents to infiltrate related a symptom whether is not in terms of external peak control with it does.

3.11.2 Port in the region relating to security of the measures since it was taken sure It is possible and trustworthy a transplant process for this process organised control it does.

3.11.3 Above said at the controls dangerous your loads trustworthy transplant either in If it reveals that there are deficiencies that may affect its transportation, the Port Operator immediately all relating to parties informs and this from persons emerge coming out your shortcomings dangerous your loads transplant either in from moving before to be corrected request it does.

3.11.4 Port administration either in dangerous your loads control of to realize official other person either in to institutions each kinds necessary your support to be given provides.

3.12 Hot work and other repair either in care study

3.12.1 One urgent situation/fire of your equipment available from the absence caused repair either in care of his work port administration front permission without not to be carried out provides.

3.12.2 On board realization planned will be hot to jobs permission not given.

3.13 Contaminated wastes

3.13.1 Dangerous with loads contaminated dead of waste immediately Administration to

	Döküman No	Yayın Tarihi	Rev. No	Revizyon Tarihi
		1.1.2016	8	04.05.2022
	TEHLİKELİ YÜK ELLEÇLEME REHBERİ			

your requirements appropriate a way to collect and destruction to be made provides.

3.14 Alcohol and drugs use of

3.14.1 Liability area within dangerous your loads to be transported including a to operation alcohol or control the absence of a person under the influence of drugs it does.

3.14.2 This persons, each time dangerous your loads transport was made either in has moved from the fields far is kept.

3.15 Weather conditions

3.15.1 The risk of dangerous goods within the area of responsibility is significantable to increase weather in the conditions to transport permission does not give.

3.15.2 Sky noisy, stormy and rainy in the weather dangerous liquid pouring loads should not be moved.

3.16 Lighting

3.16.1 Liability area within dangerous your loads handled, to be handled is prepared your fields and of entries sufficient as it is illuminated sure It is possible.

3.17 Handling equipment

3.17.1 Liability area within dangerous your loads in transport used all of your equipment use to its purpose appropriate to be and Only experienced by persons to use provides.

3.17.2 Liability area within all load transport of your equipment approved in kind are properly maintained and national and international legal to the requirements appropriate a way test since it was sure It is possible.

3.18 Protector equipment

3.18.1 Liability area within dangerous your loads in transport task area all adequate amount of appropriate providing protective equipment provides.

3.18.2 These equipment must provide adequate protection against the hazards inherent in the dangerous cargoes being transported. provided, approved is of the type control is done.

3.19 Communication

3.19.1 Port administration, dangerous your loads transport making each of the ship port administration officials with effective communication casing than you do sure should be. This type your communication/communications in the implementation SOLAS IV/7 regulation provisions in accordance with and IMO session A.609(15) in the decision determined performance to the standards and of the administration to the conditions appropriate aspect, VHF radio devices with should be done.

3.20 Fields

3.20.1 Dangerous cargo fields

3.20.1.1 Dangerous cargo handled areas, relating to facility staff and/or security officers by continually surveillance under keeping for the purpose of necessary monitoring and alarm system is installed.

3.20.1.2 Dangerous goods temporary is stored in the fields, decomposition and stacking requirements is provided.

3.20.1.3 Emergency cases necessary intervention can be made for, Adequate entry-exit opportunities are provided to the dangerous goods handling areas, or if dangerous goods are stacked or stored in the whole area, cargo transportation containing dangerous goods

	Döküman No	Yayın Tarihi	Rev. No	Revizyon Tarihi
		1.1.2016	8	04.05.2022
	TEHLİKELİ YÜK ELLEÇLEME REHBERİ			

is provided. transportation to the units ways is kept open and on the field can be intervened in a short time urgent situation facility and ability able to provide equipment are kept.

3.20.2 Intake activities

3.20.2.1 From receiving activities such as slop, bilge, sludge, waste oil, domestic wastewater, garbage is exempt.

3.21 Education

3.21.1 Persons involved in the loading/unloading of dangerous goods at the Coastal Facility of staff task to their definitions and study to the fields appropriate aspect urgent situations (fire, explosion, leakage, etc.) and response, occupational health and safety, ISPS code security consciousness education and safety trainings in accordance with the type of cargo handled within the scope of the IMDG CODE Training Seminars Directive . to receive will be provided.

- (1) The procedures and principles regarding the trainings required by the personnel working in the coastal facilities handling the cargoes within the scope of this Regulation are determined by the Administration.
- (2) Necessary studies for the implementation of IMO trainings required by IMO or if deemed appropriate by the Administration, are carried out by the Administration.
- (3) If it is determined that the knowledge and skills of the personnel are insufficient during the inspections carried out at the coastal facilities, the Administration may request the repetition of the trainings.
- (4) For the practical implementation of the trainings within the scope of this article, first of all, the opportunities of the Ministry are utilized.

4. DANGEROUS SUBSTANCES CLASSES, TRANSPORT, LOADING / DISCHARGE, HANDLING, SEPARATION, STACKING AND STORAGE

4.1 Dangerous loads classes





PRODUCT FIRST NAME	FAME CODE	CLAS S
Diesel	FAME 1202	3
Metallic oil _		






4.2 Dangerous loads packages and packaging.

Liquid pouring in our facility load aspect dangerous cargo handling is done.





4.3 Dangerous loads related plaques, plates, brands and labels.

	Döküman No	Yayın Tarihi	Rev. No	Revizyon Tarihi
		1.1.2016	8	04.05.2022
	TEHLİKELİ YÜK ELLEÇLEME REHBERİ			




Etiket model nr.	Sınıf, Bölüm veya Kategori	Sembol ve sembol rengi	Zemin	Alt köşedeki şekil (ve şekil rengi)	Örnek etiketler	Not
Sınıf 1: Patlayıcı maddeler veya nesneler						
1	Bölüm 1.1, 1.2, 1.3	Patlayan bomba: siyah	Turuncu	1 (siyah)		**Bölüm yeri - patlayıcılık, ikincil risk ise boş bırakılacaktır * Uyumluluk grubu yeri - patlayıcılık, ikincil risk ise boş bırakılacaktır.
1.4	Bölüm 1.4	1.4: siyah Rakamlar yaklaşık 30 mm yüksekliğinde ve 5 mm kalınlığında olacaktır (100 mm x 100 mm boyutlarında bir etiket için.)	Turuncu	1 (siyah)		Uyumluluk grubu yeri
1.5	Bölüm 1.5	1.5: siyah Rakamlar yaklaşık 30 mm yüksekliğinde ve 5 mm kalınlığında olacaktır (100 mm x 100 mm boyutlarında bir etiket için.)	Turuncu	1 (siyah)		Uyumluluk grubu yeri
1.6	Bölüm 1.6	1.6: siyah Rakamlar yaklaşık 30 mm yüksekliğinde ve 5 mm kalınlığında olacaktır (100 mm x 100 mm boyutlarında bir etiket için.)	Turuncu	1 (siyah)		Uyumluluk grubu yeri

Etiket model nr.	Sınıf, Bölüm veya Kategori	Sembol ve sembol rengi	Zemin	Alt köşede şekil (ve şekil rengi)	Örnek etiketler	Not
Sınıf 2: Gazlar						
2.1	Sınıf 2.1: Alevlenebilir gazlar	Alev: siyah veya beyaz (5.2.2.2.1.6.4'te belirtilenler hariç)	Kırmızı	2 (siyah veya beyaz) (5.2.2.2.1.6.4'te belirtilenler hariç)	 	
2.2	Sınıf 2.2: Alevlenmeyen, zehirsiz gazlar	Gaz silindiri: siyah veya beyaz	Yeşil	2 (siyah veya beyaz)	 	
2.3	Sınıf 2.3: Zehirli gazlar	Kafatası ve çapraz kemikler: siyah	Beyaz	2 (siyah)		

	Döküman No	Yayın Tarihi	Rev. No	Revizyon Tarihi
		1.1.2016	8	04.05.2022
	TEHLİKELİ YÜK ELLEÇLEME REHBERİ			

Etiket model nr.	Sınıf, Bölüm veya Kategori	Sembol ve sembol rengi	Zemin	Alt köşedeki şekil (ve şekil rengi)	Örnek etiketler	Not
Sınıf 3: Alevlenebilir sıvılar						
3	-	Alev: siyah veya beyaz	Kırmızı	3 (siyah veya beyaz)	 	
Sınıf 4: Alevlenebilir katılar; kendi kendine tepkimeye giren maddeler; su ile temas halinde alevlenebilir gaz yayan maddeler						
4.1	Sınıf 4.1: Alevlenebilir katılar, kendi kendine tepkimeye giren maddeler, polimerleştirici maddeler ve hassasiyeti azaltılmış katı patlayıcılar	Alev: siyah	Yedi dikey kırmızı şerit ile beyaz	4 (siyah)		
4.2	Sınıf 4.2: Kendiliğinden yanmaya yatkın maddeler	Alev: siyah	Üst yarısı beyaz, alt yarısı kırmızı	4 (siyah)		

4.3	Sınıf 4.3: Su ile temas ettiğinde alevlenebilir gazlar açığa çıkaran maddeler	Alev: siyah veya beyaz	Mavi	4 (siyah veya beyaz)	 	
-----	---	------------------------	------	----------------------	--	--

Etiket model nr.	Sınıf, Bölüm veya Kategori	Sembol ve sembol rengi	Zemin	Alt köşedeki şekil (ve şekil rengi)	Örnek etiketler	Not
Sınıf 5: Oksitleyici/ Yükseltgen maddeler ve organik peroksitler						
5.1	Sınıf 5.1: Oksitleyici/Yükseltgen maddeler	Daire üzerinde alev: siyah	Sarı	5.1 (siyah)		
5.2	Sınıf 5.2: Organik peroksitler	Alev: siyah veya beyaz	Üst yarısı kırmızı, alt yarısı sarı	5.2 (siyah)	 	

**Döküman No****Yayın Tarihi****Rev. No****Revizyon Tarihi**

1.1.2016

8

04.05.2022

TEHLİKELİ YÜK ELLEÇLEME REHBERİ**Sınıf 6: Zehirli maddeler ve bulaşıcı maddeler**

6.1	Sınıf 6.1: Zehirli maddeler	Kafatası ve çapraz kemikler: siyah	Beyaz	6 (siyah)		
6.2	Sınıf 6.2: Bulaşıcı maddeler	Daire içinde üst üste binmiş üç hilal: siyah	Beyaz	6 (siyah)		Etiketin alt kısmı şu ibareleri taşıyabilir: "BULAŞICI MADDE" (INFECTIOUS SUBSTANCE) ve Siyah renkli olarak, "Hasar veya sızıntı durumunda derhal Devlet Sağlık Yetkililerine haber verin" (In the case of damage or leakage immediately Notify Public Health Authority).




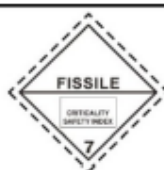
**Döküman No****Yayın Tarihi****Rev. No****Revizyon Tarihi**

1.1.2016




8

04.05.2022

TEHLİKELİ YÜK ELLEÇLEME REHBERİ

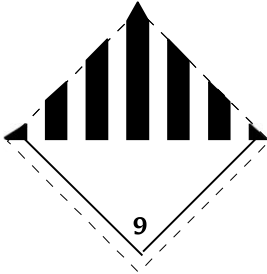
Etiket model nr.	Sınıf, Bölüm veya Kategori	Sembol ve sembol rengi	Zemin	Alt köşedeki şekil (ve şekil rengi)	Örnek etiketler	Not
Sınıf 7: Radyoaktif madde						
7A	Kategori I- BEYAZ	Yonca: siyah	Beyaz	7 (siyah)		Metin (zorunlu): etiketin alt yarısında siyah olarak: RADIOACTIVE" "CONTENTS ..." (RADYOAKTİF, İÇERİKLER) "ACTIVITY ..." ("AKTİVİTE ...") "RADIOACTIVE" (RADYOAKTİF) kelimesinin ardından kırmızı bir dikey şerit gelecektir.
7B	Kategori II- SARI	Yonca: siyah	Üst yarısı, beyaz sınırlar içinde sarı; alt yarısı beyaz	7 (siyah)		Metin (zorunlu): etiketin alt yarısında siyah olarak: RADIOACTIVE "CONTENTS" (RADYOAKTİF, İÇERİKLER). "ACTIVITY..." ("AKTİVİTE...") Siyah dış çizgili bir kutucuk içerisinde: "TAŞIMA İNDEKSİ" belirtilecek. "RADIOACTIVE" (RADYOAKTİF) kelimesinin ardından kırmızı renkli iki adet dikey şerit gelecektir.
7C	Kategori III- SARI	Yonca: siyah	Üst yarısı, beyaz sınırlar içinde sarı; alt yarısı beyaz	7 (siyah)		Metin (zorunlu), etiketin alt yarısında siyah olarak: " RADIOACTIVE "CONTENTS" (RADYOAKTİF, İÇERİKLER). "ACTIVITY..." ("AKTİVİTE...")..." Siyah dış çizgili bir kutucuk içerisinde: "TAŞIMA İNDEKSİ" belirtilecek "RADIOACTIVE" (RADYOAKTİF) kelimesinin ardından kırmızı renkli üç adet dikey şerit gelecektir.
7E	Bölünebilir malzeme		Beyaz	7 (siyah)		Metin (zorunlu): etiketin üst yarısında siyah olarak: "FISSILE" (BÖLÜNEBİLİR); Etiketin alt yarısında siyah köşeli bir kutuda: "CRITICALITY SAFETY INDEX ..." (KRİTİKLİK EMNİYET İNDEKSİ ...) belirtilmelidir.

	Döküman No	Yayın Tarihi	Rev. No	Revizyon Tarihi
		1.1.2016	8	04.05.2022
	TEHLİKELİ YÜK ELLEÇLEME REHBERİ			

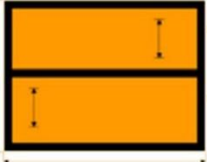
Etiket model nr.	Sınıf, Bölüm veya Kategori	Sembol ve sembol rengi	Zemin	Alt köşedeki şekil (ve şekil rengi)	Örnek etiketler	Not
Sınıf 8: Aşındırıcı maddeler						
8		İki cam kaptan dökülen ve bir el ile metale saldıran sıvılar: siyah	Üst yarısı beyaz; alt yarısı beyaz sınırlara sahip siyah	8 (beyaz)		
Sınıf 9: Çevreye zararlı maddeler dâhil muhtelif tehlikeli maddeler ve nesnelere						
9		Üst yarıda yedi adet dikey şerit: siyah	Beyaz	altı çizili 9 (siyah)		
9A		Üst yarıda, yedi dikey şerit; siyah; alt yarıda batarya grubu ve bir bozuk ve alev yayan pil: siyah	Beyaz	altı çizili 9 (siyah)		

Class 3 – flammable liquids

		<p>Sembol – Siyah ve beyaz renkli alev</p> <p>Arka plan rengi – kırmızı renk</p> <p>Metin – Yanıcı sıvı (isteğe bağlı)</p> <p>Numara 3 – alt köşede</p>
---	---	---


	<p>Sembol – üst yarıda siyah renkli yedi dikey çubuk</p> <p>Arka plan rengi – beyaz renkli</p> <p>Numara 9 – alt köşede</p>
---	--

Other labels


	Tehlike-kimlik numaralı ve UN Numaralı turuncu-renkli levhalar
---	--

	Döküman No	Yayın Tarihi	Rev. No	Revizyon Tarihi
		1.1.2016	8	04.05.2022
	TEHLİKELİ YÜK ELLEÇLEME REHBERİ			

sea with pollutants relating to Placards

	IMDG Kodu tarafından "Deniz kirleticiler" olarak sınıflandırılan tehlikeli yükleri içeren paketler ve yük taşıma üniteleri burada gösterilen işaretleri taşımalıdır ve dayanıklı olmalıdır. Bunlar malların risk etiketleri veya risk plakartlarına yakın yerleştirilmelidir. Deniz kirletici işaretlemelerinin boyutları paketlerin her bir tarafı için 10 cm ve boru hattı ve bu hatta kullanılan ekipmanların her bir tarafı için 25 cm minimum olmalıdır.
---	---

4.4 Dangerous goods signs and packaging groups.

PRODUCT FIRST NAME	FAME CODE	CLAS S	Marking	Packaging group
Diesel	FAME 1202	3		PG III
Mineral oil				

4.5 Dangerous goods to their classes by on board and at the port decomposition tables.

Just Class 3 Since the products are handled in liquid bulk not applicable.

4.6. Separation distances and separation terms of dangerous goods in warehouse storage.

Separate Storage

The IMDG Code uses four separate storage terms:

1. "Keep away" (minimum separation distance between two incompatible goods)
2. "Keep it apart"
3. "Keep it in separate or separate places with a full baffle"
4. "Keep longitudinally separated or separated by complete partition" (the maximum distance at which two incompatible materials will be kept apart)

General provisions regarding the separation of dangerous goods between different classes are given in the Separated Storage Table below:

	Döküman No	Yayın Tarihi	Rev. No	Revizyon Tarihi
		1.1.2016	8	04.05.2022
	TEHLİKELİ YÜK ELLEÇLEME REHBERİ			

CLASS	1.1 1.2 1.5	1.3 1.6	1.4	2.1	2.2	2.3	3	4.1	4.2	4.3	5.1	5.2	6.1	6.2	7	8	9	
explosives	1.1, 1.2, 1.5	*	*	*	4	2	2	4	4	4	4	4	2	4	2	4	x	
explosives	1.3, 1.6	*	*	*	4	2	2	4	3	3	4	4	2	4	2	2	x	
explosives	1.4	*	*	*	2	one	one	2	2	2	2	2	x	4	2	2	x	
flammable gases	2.1	4	4	2	x	x	x	2	one	2	x	2	2	x	4	2	one	x
Non-toxic, flammable gases	2.2	2	2	one	x	x	x	one	x	one	x	x	one	x	2	one	x	x
toxic gases	2.3	2	2	one	x	x	x	2	x	2	x	x	2	x	2	one	x	x
flammable liquids	3	4	4	2	2	one	2	x	x	2	one	2	2	x	3	2	x	x
Flammable solids (including self-reactive substances and solid desensitized explosives)	4.1	4	3	2	one	x	x	x	x	one	x	one	2	x	3	2	one	x
Substances responsible for spontaneous combustion	4.2	4	3	2	2	one	2	2	one	x	one	2	2	one	3	2	one	x
Substances which, in contact with water, emit flammable gases	4.3	4	4	2	x	x	x	one	x	one	x	2	2	x	2	2	one	x
Oxidizing agents (agents)	5.1	4	4	2	2	x	x	2	one	2	2	x	2	one	3	one	2	x
Organic peroxides	5.2	4	4	2	2	one	2	2	2	2	2	2	x	one	3	2	2	x
toxic substances	6.1	2	2	x	x	x	x	x	one	x	one	one	x	one	x	x	x	x
infectious substances	6.2	4	4	4	4	2	2	3	3	3	2	3	3	one	x	3	3	x
radioactive material	7	2	2	2	2	one	one	2	2	2	2	one	2	x	3	x	2	x
corrosive substances	8	4	2	2	one	x	x	x	one	one	one	2	2	x	3	2	x	x
Various dangerous cargoes and mixtures	9	x	x	x	x	x	x	x	x	x	x	x	x	x	x	x	x	x

(This table is applicable for unitized dangerous goods, pallets, drums, boxes and crates and other similar packages. It is not applicable for containers carrying dangerous goods)

Numbers and symbols as defined in this section relate to the following conditions;

one	keep away	10 foot
2	keep it separate	6 meters
3	"Keep it separate or in separate places with a full partition"	12 meters
4	"Keep it separated longitudinally with complete partition or in separate places"	24 meters
x	Shown in the Dangerous Goods List if segregated storage is available	-

Explosives require special storage in accordance with compatibility group. Explosives with the same letter can be stacked together, regardless of their class division. Even though the substance, material or same Class product characteristics can be very different from each other, in each case it is important to first consult the Dangerous Goods List to determine the appropriate separate storage conditions.

Separation of Freight Transport Units

Dangerous goods that must be kept separate from others should not be stacked in the same cargo transport unit (container). However, the shipment of goods that need to be kept "away" from the others can be carried out within the same cargo transport unit, upon the authorization of the relevant authority. In such a case, the equivalent level of security should be maintained.

	Döküman No	Yayın Tarihi	Rev. No	Revizyon Tarihi
		1.1.2016	8	04.05.2022
	TEHLİKELİ YÜK ELLEÇLEME REHBERİ			

Segregated Storage in Port Areas

The IMO Maritime Safety Committee (MSC), through Circular 1/1216 dated February 26, 2008, has issued several revised recommendations regarding the non-hazardous shipment of dangerous goods and related activities within the port areas.

MSC 1216 Circular of 2008 sets out the decision that containers carrying dangerous goods should not be stacked on top of others. **Containers carrying dangerous goods in the same class are exempt from this rule.** This exemption does not apply to loads in Class 8 (abrasives) if they have different contents. In other words, if the load in Class 8 consists of exactly the same substances, they can be stored on top of each other. Containers should always be stacked to facilitate access to doors and sides so that cooling and control work can be carried out.

For dangerous goods stored in private areas or in depository areas, the distinction to be made between different classes should be taken into account. The chart specified by the IMDG Law will guide in terms of stowage on ship decks. With the IMO Port Recommendations, a separate storage schedule has been created for port storage below.

Class		2.1	2.2	2.3	3	4.1	4.2	4.3	5.1	5.2	6.1	8	9
flammable gases	2.1	0	0	0	S	A	S	0	S	S	0	A	0
Non-toxic, non-flammable gases	2.2	0	0	0	A	0	A	0	0	A	0	0	0
toxic gases	2.3	0	0	0	S	0	S	0	0	S	0	0	0
flammable liquids	3	S	A	S	0	0	S	A	S	S	0	0	0
Flammable solids, reactive substances and desensitized explosives	4.1	A	0	0	0	0	A	0	A	S	0	A	0
self-igniting substances	4.2	S	A	S	S	A	0	A	S	S	A	A	0
Substances which, in contact with water, cause the emission of flammable gases	4.3	0	0	0	A	0	A	0	S	S	0	A	0
Oxidizing substances	5.1	S	0	0	S	A	S	S	0	S	A	S	0
Organic peroxides	5.2	S	A	S	S	S	S	S	S	0	A	S	0
Toxic substances (liquids and solids)	6.1	0	0	0	0	0	A	0	A	A	0	0	0
Abrasives (liquids and solids)	8	A	0	0	0	A	A	A	S	S	0	0	0
Other dangerous goods and objects	9	0	0	0	0	0	0	0	0	0	0	0	0

The chart specifies only three separate storage categories in terms of storage at ports .

“0” means pairs of dangerous goods that must be stored separately (unless indicated by separate entries in the numerical list of dangerous goods, which must always be checked)

“A” indicates the requirement for separate storage, “keep away from...” from other classes within this pair (3 meters)

“S” stipulates separate storage category “separate from” between classes belonging to this pair

	Döküman No	Yayın Tarihi	Rev. No	Revizyon Tarihi
		1.1.2016	8	04.05.2022
	TEHLİKELİ YÜK ELLEÇLEME REHBERİ			

Class 1 cargoes (with the exception of paragraph 1.4 S), 6.2 and 7 are generally only subject to authorization for direct shipment or delivery in the port area. These classes are not included in the table. However, in case of unexpected situations, these loads have to be kept in designated areas temporarily. Separate storage requirements for separate classes should be taken into account by the port authority when establishing certain conditions, as their conditions are determined within the IMDG Law.

Cleaning of containers and portable tanks carrying dangerous goods should be carried out in special areas away from the places where dangerous goods are stored. These areas should be adequately prepared and equipped in order to prevent the washing water contaminated by dangerous goods from mixing with the soil, water channels and sewer system.

After unloading the container with scattered and unplaced dangerous goods for delivery (unloading/stripping the cargo from the container), all plates and risk identifications for the goods must be removed from the container.

5. DANGEROUS LOADS HANDLED AT THE COASTAL FACILITY RELATED HAND BOOK

Dangerous load loading/evacuation handling with and temporary storage engaged in The Coastal Facility is responsible for the activities in question. contribute to the safe execution to ensure to;

- dangerous cargo classes,
- Packages of dangerous goods,
- packaging,
- tags,
- Signs and packaging groups,
- Dangerous your loads to their classes by on board and at the port decomposition tables, Warehouse in their storage dangerous your loads decomposition distances, parsing terms,
- Dangerous load documents,
- Dangerous loads urgent intervention action flow diagram their subjects including,

in pocket portable in dimensions, a dangerous cargo Hand his book by preparing attached presented.

6. OPERATIONAL MATTERS

6.1 dangerous cargo bearing your ships daytime and night safe way berthing, mooring, loading/unloading, sheltering or mooring oriented procedures.

6.1.1 on board any a dangerous load containing a your ship, found dangerous your loads nature and amount, environment, population and weather conditions as relating to subjectseyelash in front of keeping, port in the field to where? and What time will anchor, tug with can connect, that you can approach and where that you can stay orientation Port Presidency is responsible.

6.1.2 Urgent a case, on board any a dangerous load containing a of the ship port in the field to be transported either in boat and your crew to your safety relatedaspect port in the field to be removed orientation boat captain, port business decision and Port Presidency approval with can be done.

6.1.3 Local to the conditions and exposed staying dangerous your loads to the amount and to the natureappropriate aspect any a additional your requirements

	Döküman No	Yayın Tarihi	Rev. No	Revizyon Tarihi
		1.1.2016	8	04.05.2022
	TEHLİKELİ YÜK ELLEÇLEME REHBERİ			

determination Port Presidency is responsible.

6.1.4 Coast plant, of the following since it is provided sure happens;

6.1.4.1 Sufficient and trustworthy connecting your possibilities providing,

6.1.4.2 Boat and coast between sufficient and trustworthy your access provision.

6.2 **Season for loading, unloading and limbo operations of dangerous goods to the conditions by receiving necessary additional to the measures related procedures.**

6.2.1 The loading operations of bulk liquid cargoes are neither in stormy weather nor in contact with water. that he if, rain while it's raining dangerous in a way reaction will show open unguarded is not done.

6.3 **Combustible, combustible and explosive substances that create/create sparks from transactions far keeping and dangerous load handling, stacking and storage in their fields spark creating / able to create vehicle, equipment or tool not running on the subject procedures.**

6.3.1 In our facility a hot work without realizing before, hot work will realize the one which...responsible company attendant this hot heat to actualize for port administration by organized written to authorize owner is happening. This style a Authorization, follow-up will be security of the measures well desk hot work your place details in contains.

6.3.2 Port administration by receiving necessary rendered security of the measures well desk, hot if before starting before hot heat will realize the one which... responsible company attendant boat and/or interface responsible(s) with together boat and/or interface by necessary rendered additional security measures also is taken.

6.3.3 This additional security measures, the following includes;

6.3.3.1 of your fields flammable and/or explosive from the atmosphere purged and bee to be continue Make sure that it is available and that there is no lack of oxygen. To be approved test organizations by carried out tests including, local of fields and next to of fields examination and again examination frequency,

6.3.3.2 Dangerous your loads and other flammable substances study from the fields and adjoining from the fields removal. Promise subject from the fields will be removed to substances; lime, sludge, residue and other possible flammable substances also included,

6.3.3.3 Flammable structure of materials (eg; beams, wood partitions, floors, doors, wall and ceiling coatings) by accident to ignition against effective a way protection,

6.3.3.4 Flame, spark and hot particles, study from the fields adjoining to the fields or other to the fields the spread of prevent for the purpose of; open pipes, pipe transitions, valves, your joints, of the spaces and open of your parts shut down and of sealing providing,

6.3.4 Each study of the area your entry well desk, study of the field next to to the field in hot work authorization and security of the measures a copy is hung. Authorization and security to be obtained precautions, warm here is the place all employees who will can see a to the ground hanging and this employees by open a way understandable is happening.

6.3.5 Hot work while performing;

6.3.5.1 your conditions since it hasn't changed sure be for controls being done,

6.3.5.2 Hot work in place now to be used as, most little a piece appropriate fire extinguisher either in other appropriate fire extinguisher of your equipment

	Döküman No	Yayın Tarihi	Rev. No	Revizyon Tarihi
		1.1.2016	8	04.05.2022
	TEHLİKELİ YÜK ELLEÇLEME REHBERİ			

ready are kept,

6.3.6 Hot work during this study to completion with reference to and upon completion Then sufficient a duration along, heat from the transfer caused a danger may occur is next to of fields well desk hot work in the field in effective afire control being carried out.

6.3.7 Hot work and transactions with relating to additional more detailed informations and procedures for especially "Oil tankers and terminals for International Safety Directory (ISGOTT)" to the document is applied. ISGOTT and Study permission to the procedure appropriate aspect facility and at the pier to do studies for permission is given.

6.3.8 Coast plant, Business safety Procedure also is implemented.

6.4 fumigation, gas measurement and from gas decontamination work and to transactions related procedures.

not applicable

7. DOCUMENTATION, CONTROL AND RECORD

7.1 All related to dangerous goods compulsory document, information and what are the documentsis, these those involved by supply and to control related procedures.

7.1.1 Dangerous Goods are updatedare kept.

IMDG Code At Sea transported Dangerous loads International Code
MARPOL 73/78 replaced shape with from ships Caused of pollution
Prevention International contract, 1973/78
S H E L A S 74 was changed as it is 1974 dated At sea Bell safety International
contract
ISGOTT Oil tankers and terminals for International Safety Directory

7.1.2 In our port handled Dangerous loads with relating to aspect Operation
Department;
arriving at the port,
from the port sent, at
the terminal stored,
at the port temporary aspect stored
Dangerous to loads related all records complete aspect will form and request when it
isable to show keep it properly is doing.
Dangerous load records to know required employee with is limited.

7.2 The current list of all dangerous goods in the coastal facility area and the relevant other of your information organised and complete aspect keeping procedures.

7.2.1 In our port handled Dangerous your loads records the following information
Dangerous goods inventories are updated by the Operations department, including are
held.

	Döküman No	Yayın Tarihi	Rev. No	Revizyon Tarihi
		1.1.2016	8	04.05.2022
	TEHLİKELİ YÜK ELLEÇLEME REHBERİ			

FAME Its number,
 PSN name (Appropriate post name, Class, (Lower dangers with together)sea Polluting whether is not, Buyer, Sender, Seal its number,
 Additional Informations (Ignition degree, viscosity etc. informations)Port in the field where is stored at the port stay time

7.2.2 This informations computer in the environment or file in order Only official of staff can reach way being held and request when it is is shown.

7.3 That the dangerous goods coming to the facility are properly defined, your loads TRUE shipment their names that you are used, you are certified, that you are packing/packing, that you have been tagged and declaration that you have been, approved and safely to the packaging, container or cargo transport unit in accordance with the rules. you uploaded and that you moved control and control of the results being reported procedures.

7.3.1 Planning, Operation coordinated aspect to the port accept will be Dangerous your loads Dangerous cargo arranged by the sender paperwork via the following information checks its accuracy.

FAME Its number,
 PSN name (Appropriate post name, Class, (Lower dangers with together)sea Polluting whether is not,
 Additional Informations (Ignition degree, viscosity etc. informations)Port in the field where will be stored

7.3.2 This informations Coast plant officers on the side control is provided.

7.4 dangerous cargo Security Information of the form (SDS) supply and to be kept related procedures.

7.4.1 one January 2014 date as of Our country by law All transport in modes (Highway, Railway, Airline and Seaway with) to be moved dangerous loads with A Dangerous Goods Safety Data Sheet (SDS) with the following information keeping is provided.

FAME Its number,
 PSN name (Appropriate post name.) (Seaway transportation for is necessary)Class, (Bottom dangers with together)
 Packaging group (Class 3)
 sea Polluting whether is not,
 Tunnel Restriction Code (Highway transportation for is necessary.)

7.4.2 to the port accept will be all Dangerous loads for this your document dangerous cargowith together that you are control is done.

7.5 Dangerous your loads record and your statistics keeping procedures.

	Döküman No	Yayın Tarihi	Rev. No	Revizyon Tarihi
		1.1.2016	8	04.05.2022
	TEHLİKELİ YÜK ELLEÇLEME REHBERİ			

7.5.1 The Administration shall send a letter containing information about the dangerous goods handled at our Port Facility. report 3 monthly periods in case of Port to the Presidency report to be made wanted. Control for Cargo Transport Units (CTUs) regulated by the Operations Division Results Notification Form Report example is attached.

7.5.2 In our port yearly handled Dangerous to loads related from the records statisticevaluations Trade, operation, sections by is done.

7.5.3 Port in our field stored dangerous cargo monthly census and controlreports operation department by arranged by to the management is offered.

7.5.4 Record and reports sections by 5 yearly periods with is archived.

7.6 Information on the Quality Management System

The documents regarding the Quality Management System are given below.

- ISO 9001
- ISO 45001
- ISO 14001
- ISO 27001

8. EMERGENCIES , EMERGENCY PREPARED BEING AND INTERVENTION

8.1 cana, trowel and/or to the environment risk creating/can create dangerous cargoes and dangerous cargoes involved dangerous to situations intervention procedures.

8.1.1 Decision giving;

Clear a with the situation relating to protector precaution options a soap opera to the factor it depends. Some in cases, evacuation most good choice it could be. Other in cases, in place sheltermay be the best option. Sometimes, these two actions can be used together. any emergency case, authorities, the need to quickly issue instructions to the victims they hear. to the event subject to persons, event while in place or evacuation while being continually aspect information and instructions hearing in need will be.

Below stated in the elements appropriate way evacuation, evacuation or event in place of protection activity degree will determine. This of factors importance degree, urgent may vary depending on the circumstances. In an emergency, other elements in definition and consideration receiving may be required. This list, first your decision in giving Whattype information need can be heard shows.

Dangerous loads

to health damage degree
Chemical and physically
featuresIncluding made
quantity

	Döküman No	Yayın Tarihi	Rev. No	Revizyon Tarihi
		1.1.2016	8	04.05.2022
	TEHLİKELİ YÜK ELLEÇLEME REHBERİ			

Hold/ independent of quitting control
Steam of the movement rate

in threat Exposed Remainder Population

where they are

Location Person

number

Evacuation to make or where they are on the ground control under receive for get found timethe evacuation or found on the ground to protect control able to possibility of buildings types and availability

Special organizations and populations

Weather Conditions

Steam and cloudy to the movement

effectChange potential

Evacuation or in place to protect oriented effect

8.1.2 Protector Actions and Intervention

protective measures, in the event of an event involving dangerous goods to protect the health and safety of emergency teams and persons in the incident area. describes the steps to be taken towards Dangerous cargo specified in Annex-5 custom made Act according to the Emergency Response Tables is done.

Dangerous of the region isolated to be made and your input ban, urgent situation intervention to their operations directly will not attend the one which... everybody's from the field far keeping required. Sufficient to equipment owner non- urgent situation intervention of your teams isolated been taken the one which... urgent situation to the region to enter permission should not be given.

8.1.3 Evacuation

“Evacuate” statement that everyone is threatened from an area to a safer place transplant should expression it does. A evacuation can be made for people to warn and He the region to leave will suffice until of your time to be must. If sufficient degree time if any He case evacuation, most good protection measure It is possible.

priority aspect, soon found and opinion area inside found persons evacuation should be done. When additional help arrives if, to the wind against and downwind areas, evacuation at least in the dimensions specified in the Emergency Response Table in Annex-5. will be. Even after people have been evacuated to recommended distances; this people may not be completely safe from danger. These people at these distances together to their gathering permit will not be.

Evacuation made contacts clear a to the distance, special a route over and wind when it blows again other to the ground evacuation to their necessary won't stay a to the distance will be transferred.

Urgent a situation to be in case of, Terminal across of persons will gather fields set whether "Urgent Collection Points” aspect is marked.

8.1.4 Event In place Protection

Protecting people inside a building and keeping them inside until the danger passes. It means they should stay. The precautionary measure at the crime scene evacuation to be made of working, they are on the ground from staying more large risk to present in case of or evacuation to be made facility absence in case of is applied.

	Döküman No	Yayın Tarihi	Rev. No	Revizyon Tarihi
		1.1.2016	8	04.05.2022
	TEHLİKELİ YÜK ELLEÇLEME REHBERİ			

Event in place protection to the measures the following cases Caution should be;

- your vapors ignitable to be in case,
- of your field from gas of purification long time will receive to be in case,
- of buildings tight way can be closed absence in case.

In order to advise on changing conditions, a competent person in the building Maintaining contact with people is vitally important. protected in place people should be warned to stay away from windows because Risk of hitting glass or metal pieces in the event of a fire and/or explosion are available.

Every event related to dangerous goods differs from each other. to each of these related separate problem and concerns are available. Peoples to the protection oriented the one which...your action format with care should be selected.

8.2 Coast plant urgent to situations intervention don't facility, capability and to its capacity related information.

8.2.1 facility approved a fire plan available. Each shift for with fire struggle teams was created. Planned and unplanned non- certain at times various scenarios in the scope of education drill and exercises being done report and records is being created. Approved in the background envisaged with fire struggle equipment complete aspect being kept care control and tests is done.

8.2.2 on site approved Environment and sea pollution with struggle plan available. Each shift for with pollution struggle teams was created. per year 2 times planned a scenario in the scope of education and drill being done report and records is being created. Environment and sea pollution with relating to equipment on site being stored census and controls is done. facility Moreover insufficient cases support receive about to in the area stored material for a protocol in available.

8.2.3 Dangerous material to spill against this directory in line with and IMDG CODE in accordance with intervention teams is appointed.

8.3 First response to accidents involving dangerous goods related regulations (First intervention don't be done methods, first help facility and abilities etc. matters).

IMDG Code in the annex Location area "Medical First Help Directory (MFAG) and Dangerous your loads involved urgent with situations relating to aspect IMDG Code in the annex Location area"Urgent Situation plans (EmS) is used.

same in time dangerous cargo Urgent Situation plan in ANNEX-5 Urgent Intervention tables in is used.

8.4 Urgent cases facility intra- and plant female to be done required notifications.

- a) win occur he came time,
- b) win if known How occur he came and reason,
- c) win occur he came Location (Coast plant and/or boat), position and effect area,
- d) to accident interfering boat if any information (First Name, flag, IMO no, the owner, its operator, burden and amount, captain's name and like informations),
- d) Meteorological conditions,

	Döküman No	Yayın Tarihi	Rev. No	Revizyon Tarihi
		1.1.2016	8	04.05.2022
	TEHLİKELİ YÜK ELLEÇLEME REHBERİ			

- e) dangerous cargo FAME its number, appropriate transport First Name (dangerous cargo in the definition stated legislation basis will be taken) and amount,
 - f) of dangerous cargo danger class or if any lower danger department,
 - g) dangerous cargo if any packaging group,
 - ğ) dangerous cargo if any sea polluting as additional risks,
 - h) dangerous cargo sign and ticket details,
 - İ) dangerous cargo if any has moved PACKAGING, load transport unit of and of the container properties and number,
 - i) dangerous cargo manufacturer, sender, the bearer and receiver,
 - j) occur incoming damage/pollution size,
 - k) if any wounded, dead and loss number,
- to accident oriented aspect coast plant by made urgent intervention applications.

8.5 of accidents being reported procedures.

Dangerous load accidents definitely Port to the Presidency and relating to to institutions report will be. The report format will be the form specified in ANNEX-11.16. information complete will cover.

- a) win occur he came time,
- b) win if known How occur he came and reason,
- c) win occur he came Location (coast plant and/or boat), position and effect area,
- d) to accident interfering boat if any information (First Name, flag, IMO no, the owner, its operator, burden and amount, captain's name and like informations),
- d) Meteorological conditions,
- e) dangerous cargo FAME its number, appropriate transport First Name (dangerous cargo in the definition stated legislation basis will be taken) and amount,
- f) dangerous cargo danger class or if any lower danger department,
- g) dangerous cargo if any packaging group,
- ğ) dangerous cargo if any sea polluting as additional risks,
- h) dangerous cargo sign and ticket details,
- İ) dangerous cargo if any has moved PACKAGING, load transport unit of and of the container properties and number,
- i) dangerous cargo manufacturer, sender, the bearer and receiver,
- j) occur incoming damage/pollution size,
- k) if any wounded, dead and loss number,
- l) to accident oriented emergency response by the shore facility applications.

8.6 Formal with the authorities coordination, support and partnership method.

8.6.1 Dangerous loads with relating to all accidents Firstly Port Presidency with coordinate is being done. Port of the Presidency informing with Province / District Fire Department, AFAD and neighbor your facilities help units with support and partnership is provided.

8.6.2 Adjoining on site possible a explosion, fire or urgent situation signs often be seen in case of;
on site Firstly measures being increased,
Help the neighboring facility teams, including preparation is provided,

8.6.3 your situation urgency and of danger size consideration by taking help don't

	Döküman No	Yayın Tarihi	Rev. No	Revizyon Tarihi
		1.1.2016	8	04.05.2022
	TEHLİKELİ YÜK ELLEÇLEME REHBERİ			

ask possibilities or of your time couldn't be when evaluated help and support teams to the event intervention to make about to will be assigned.

8.6.4 Dangerous load pitch and on the field your loads class, quantity and danger risk by evaluating your loads evacuation, dilution, in the interface boat there is if of the shipiron in its place removal as measures for preparation will be done.

8.7 Boat and sea of your vehicles urgent cases Port from the facility to be removed oriented urgent evacuation plan.

8.7.1 Urgent Separation system Preparation

All urgent situations Port Presidency to their authorities must be reported. of the ship urgent to leave decision if given Boat controlled conditions under can be moved sure your places Port Presidency by specifying required.

Mutual agreement between the ship's captain and the Coastal Facility in cases where urgent separation is required. by providing urgent separation process they will start and status most short in time Port to the Presidency they will report. Urgent your situation severity and of your time permit that he in emergency situations separation process before it's done One of the port authorities representative or Port head, Port Manager/Business responsible, Boat Captain, Guide Captain separation of the process the time and shape about consensus they will provide.

of the ship machines, rudder equipment and sea from your system break don't equipment immediately to be used ready halo will be brought.

All cargo discharge, ballast print transactions must be stopped and separation process for ready will be.

Ship to fire circuit will be flooded and strategic for sections water mist to be used will be started.

If venting to the atmosphere is required, engine room personnel should be present, necessary All non-receiving inputs should be closed, all safety related to normal operations. measures in its place should be brought and one warning notice should be published.

In all emergencies If the required response exceeds the terminal capabilities, immediately local police or to the fire department will be notified.

The decision that the ship will be lifted under control is based on the principle of life safety. by being together the following conditions will also be covered.

- .1 of tugboats proficiency
- .2 of the ship own with the power don't get up ability
- .3 Urgent in the situation a of the ship can progress or will be drawn sure your places availability
- .4 with fire struggle proficiency
- .5 Other your ships proximity
- .6 Fire ropes

Ship at shore facility as long as the fire lines are on the sea side of the ship, on the shoulder (Bulk Liquid Load on their ships) of your ropes eye sea should be lowered to the level and part to father less than five lap hug tight halo will be brought. your rope board above partial from the father from moody will be. A rope that can carry the rope will be tied just before the eye of the rope and The eye of the rope will be positioned three meters above sea level. Boat Coast at the facility of the rope eye continually this level casing will be.

8.7.2 Urgent of separation realization

All above preparations scrutinized appropriate seen in case boat urgent aspect abolition process will begin.

	Döküman No	Yayın Tarihi	Rev. No	Revizyon Tarihi
		1.1.2016	8	04.05.2022
	TEHLİKELİ YÜK ELLEÇLEME REHBERİ			

Urgent Separation transactions the following transactions in order in its place bringing in by means of will be provided.

Each a in phase Coast plant , Boat and Port Presidency between near a coordination and partnership must.

Urgent Separation Transactions below.

- .1 Alarm giving
- .2 vhf, telephone by urgent situation about information giving
- .3 Boat captain, Coast plant officials between first situation of your assessment to be done
- .4 your operation stopping
- .5 Coast plant and boat urgent situation plan of the measures to the application insertion
- .6 Available your situation abuse to go and above stated urgent separation of your terms availability.
- .7 Boat captain, Coast plant officials, port officials or Port head, guide captain between situation of your assessment to be done
- .8 Urgent to separate decision giving
- .9 Environment facilities and other your ships informed to be made
- .10 of tugboats boat around urgent separation for deployment, your preparations to complete and ready is to specify
- .11 Boat your captain's boat with relating to preparations to complete and ready is to specify.
- .12 Official person by independent leaving of hooks opening up of approval giving

CAUTION !

SHIP EMERGENCY SEPARATION PROCESS IMPLEMENTING IT AS A FINAL REMEDY MUST CONSIDER AND ALL MEASURES BUY ABOVE CONDITIONS IN ITS PLACE BEFORE BROUGHT SEPARATION HOOKS INDEPENDENT HALE MUST NOT BE BROUGHT.

8.7.3 Urgent Separation Post

Boat separation from the process Then of the ship backing up and to be taken position about decision by giving bid to be made, of the ship tugboats accompanied by or own machine with allocation made to the region transfer /binding,

Coast plant by examining possible a damage or your lack detection, Boat and Coast plant again load to handling ready halo the future of your time evaluation,

Urgent separation during if any formed of your negativities to share, loading/evacuation during may be fire, explosion and like urgent to situations oriented aspect guidance and tugboat organization with coast plant officials between consensus has been made.

Weather and sea to the state by by fire struggle will be able to way equipped A sufficient number of tugboats with sufficient towing power to quickly move the ship away from the facility and safe a to the point to pull about to official company with made protocol according to urgent cases most short in time inside event in its place reaches.

8.8 Damaged dangerous loads with dangerous your loads infected of waste handling and to disposal oriented procedures.

	Döküman No	Yayın Tarihi	Rev. No	Revizyon Tarihi
		1.1.2016	8	04.05.2022
	TEHLİKELİ YÜK ELLEÇLEME REHBERİ			

8.8.1 Waste Collection and Transport

8.8.1.1 Formed of waste their kind by waste in boxes separate gathers up and by moving, appropriate way is stored. Care activities at the end emerge coming out wastes in this in scope hand is taken.

8.8.1.2 If an additional waste class is determined to the existing waste classes, it should be integrated into the system. is provided.

8.8.2 of waste disposal

8.8.2.1 According to whether the collected wastes are non-hazardous or hazardous wastes, the wastes are sold and legal back gain/disposal to your methods appropriate contracted organizations with from the facility is removed.

8.8.2.2 Waste of all contractors and carriers within the scope of waste management by methods transport and/or disposal don't possibilities is examined.

8.8.2.3 Contracting for the transportation, sale and/or disposal/recovery of waste service if received legal their obligations in its place bring it they did not bring and to the environment Recycle waste without damaging Methods of performing recovery and disposal operations in terms of is evaluated.

8.8.2.4 Waste to their disposal belonging all records to hide mandatory.

8.8.3 contaminated Packaging;

8.8.3.1 These wastes are empty drums. When it occurs, contaminated packaging at the landfill to the field is left and in legislation determined duration in, Environment consultancy firm and Environment Management system Responsible by contracted and licensed company with to the link passable and UATF (National Waste Transport form) by filling submission is provided. of UATF relating to form and other documents environment in the folder is stored.

8.8.3.2 contaminated Wastes; This wastes, used glove, oakum and are the heads of business. When it occurs, production-warehouse part of at the exit waste your name written is in the barrel by accumulating, waste to the field is taken. in legislation determined duration in, Environment Contracted by the Consulting Firm and Environmental Management System Officer and The licensed company is contacted and the UATF is filled and sent. UATF' of the relating to form and other documents environment in the folder is stored.

8.9 Urgent situation drills and these records.

8.9.1 Drill Applications ;

Facility within the urgent to situations prepared be for the purpose of urgent situation The personnel in the organization are prepared for their duties with various trainings. Trainings are carried out with the support of specialist organizations when necessary. In this context Relevant personnel at the port received IMDG CODE training on dangerous goods and Certified. Urgent Situation of your plans adequacy test to make and real to situations against prepared be for the purpose to do your drills, on site occur may come most bad to scenarios by realization and implementation is planned.

	Döküman No	Yayın Tarihi	Rev. No	Revizyon Tarihi
		1.1.2016	8	04.05.2022
	TEHLİKELİ YÜK ELLEÇLEME REHBERİ			

8.9.2 Drill Scenarios;

Drill in their planning of the port may encounter only a event or events combination shaped most bad scenario foreseen. prepared scenarios in line with most fast and effective way your exercises implementation is provided.

8.9.3 port Coast plant within the to do Urgent Situation Practices;

8.9.3.1 Port yearly education plans in should be specified.

8.9.3.2 Local or general intervention shaped can be planned,

8.9.3.3 Security, spillage etc. drill scenarios inside can be combined,

8.9.3.4 drills informed or unannounced can be done.

8.9.3.5 drills various urgent situation to your scenarios relies on.

8.9.3.6 sweetsies actual aspect what can be done as, table head, seminar his style can be done,

8.9.3.7 Each drill for different hour, day, season and event scenarios is prepared.

8.10 from the fire protection to their systems related informations.

Urgent situation and fire equipment the following like this:

Fire hydrants, Fire extinguishers, Fire cabinets and Fire hoses, in the fields Fire Alarm detectors, Electric and Diesel Fire pumps

Fire inventory urgent situation in the plan is like this.

8.11 from the fire protection systems of approval, control, test, care and to use ready in the state to be kept related procedures.

8.11.1 Fire This Warehouses and Fire juice

8.11.1.1 Warehouse at the bottom or next to them formed mosses and of mud a fire during danger to create block for the purpose of per year most little a times should be emptied and cleaned. During the emptying of the pools, the intake valve, check valve and filters in terms of is passed.

8.11.1.2 Possibility of leakage in case of rapid drops in water level therefore leakage location should be investigated and if any fault should be resolved.

8.11.1.3 To do yearly controls results if necessary closed in warehouses inner cleaning and care should be carried out.

8.11.2 Fire This pumps

8.11.2.1 Planned your care beside fire of pumps operating and Issues to be considered regarding the elimination of possible malfunctions that may occur below substances in case of specified.

8.11.2.1.1 The thrust bolts of the shaft seal bearings of the pumps are mutually of the pump by hand easily can be converted in tightness is control should be done. During the operation of the pump from the shaft seal bearings. water drip is normal. This with a thin pipe from the threaded mouth under the bearing console to prevent water from flowing to the floor. to the drain must be connected.

8.11.2.1.2 Fire water pumps are operated for at least 1 hour per week and is taken

	Döküman No	Yayın Tarihi	Rev. No	Revizyon Tarihi
		1.1.2016	8	04.05.2022
	TEHLİKELİ YÜK ELLEÇLEME REHBERİ			

under.

8.11.2.1.3 Pump and suction of the pipe completely this with full from the fact that sure should be. If in doubt, remove the water fill plug and the bleeder cocks. by opening, weather taking from the faucets this until it overflows until, this must be filled and stopper level this stopped time stopper should be tightened well.

8.11.2.1.4 Pump engines, to work first started in moments inrush current because of normal on flow they will pull. All your pumps same at the moment Disjunctions may be thrown due to the high current to be drawn upon starting or diesel big on generator malfunctions occur may come. This by reason pump their engines propulsion the one who with protection in the switches from the star triangle to pass arrangement the one who timedifferent and different relays according to the number of pumps and the amount of pumps to be activated at the same time. appropriate time to ranges by by setting your pumps desk with commissioning to enter should be provided.

8.11.2.1.5 Above front preparation and controls done Then propulsion to the switches print by means of pumps is run. Study during time timeelectric engine voltage and he took ampere control should be done. Normal in the study If the amperage drawn is high, the causes should be investigated and should be resolved. A pump or motor fault or mechanical a force it could be. normal below voltages engine for danger can create.

8.11.2.1.6 manometers continuous control under should be available extreme pressure in their rise your pumps a or more more than must be stopped.

8.11.2.1.7 The discharge pipes of the pumps are equipped with a valve first and a check valve after the valve. been taken should be.

8.11.2.1.8 Inoperative of the pump print in the pipe Check valve; paper, rubbish, stone Part of it, moss slime as substances getting stuck, Check of the valve full aspect to shut down some of the water pumped by other pumps from these non-operating pumps and suction from the pipes in passing again to the pool is printed. A fire instantly necessary this This fault, which restricts the flow, must be eliminated. During the operation of some pumps, inoperative from pumps some of them in couplings a rotation if seen, this in pumps, above disclosed the fault to the existence sign should be counted.

8.11.2.1.9 Study during pump and of your engine TRUE in the direction Make sure it's back. For this reason, the direction of rotation must be placed on the couplings. must be drawn and control this by should be done.

8.11.2.1.10 During the operation of the pumps, the pump and the motor the heat of their beds, hand will withstand until hot it could be. Heat high, mechanical inner a force or coupling setting out of madness Further may come. Like this cases pump now must be stopped and malfunction should be resolved.

8.11.2.1.11 In pumps driven by a diesel engine, starting the engine to the instructions appropriate way should be done.

8.11.2.1.12 If any deficiencies or malfunctions are detected as a result of the control, if those responsible by is resolved.

8.11.3 Sprinklers plumbing

8.11.3.1 Sprinklers in the installation Caution will be most important particular and to do care, sprinkler their heads clogging up is to prevent. this much recruitment for sprinkler to standards/legislation connected aspect must be run and works case because sureshould be. Sufficient sprinkler heads should be kept as spares in each facility and a fault instantly new ones with changed and defective those who fix by, to spare should be taken.

8.11.4 Fire Hydrant plumbing

8.11.4.1 Rain water should be prevented from entering the fire hydrant hose

	Döküman No	Yayın Tarihi	Rev. No	Revizyon Tarihi
		1.1.2016	8	04.05.2022
	TEHLİKELİ YÜK ELLEÇLEME REHBERİ			

cabinets, hoses must be intact, strong and tightened sufficiently. At least one of the hoses, fire to the valve always tied up aspect casing should be done.

8.11.4.2 Fire valves, faultless and tight should be. Defective nozzles, valves, hoses immediately with new ones to be replaced and malfunctions fix have been to spare should be taken. This reason each on site enough amount hose, nozzle, fire valve, handcuff, union and to these belonging spare materials should be available. Fire in the installation, no reason with the fault to be put on hold permit not possible.

8.11.4.3 While the malfunctions detected following the drills are being resolved, the employee fire hoses, wet and inside this is found a case to the cabinets should not be placed. Facilities, your hoses inside of water completely discharge and drying out for appropriate hose hanger their gear recruitment should and your hose thoroughly since it's dry sure should not be replaced without If sea water is pumped with hoses, it is first filled with fresh water. inside must be washed and cool-windy a on the ground drying up should be provided.

8.11.4.4 Fire hydrant and sprinkler to the installation belonging all pipes three per month a, general out of control must pass, rusty parts must be painted, rotten parts new ones with must be changed, valve and Check valves control have been malfunctions should be resolved

8.11.4.5 All fire hydrants, hoses and nozzles control as a result If any deficiencies or malfunctions are detected, by the relevant responsible is resolved.

8.11.5 Mobile Fire extinguishers

8.11.5.1 Sufficient quantities are always available in plant warehouses for malfunction, inspection or maintenance. spare device should be available. Above purposes for displaced desk with received of extinguishers in its place spares should be placed.

8.11.5.2 All fire extinguishers undergo monthly eye examination and Is controlled. After the control, the extinguishers are marked. During the check especially dry powder extinguishers are turned upside down and tapped lightly on the base thus The powder in the tube is allowed to move. Otherwise, in the same position for a long time The powder in the remaining extinguishers may settle to the bottom and solidify. As a result of the control If any deficiencies or malfunctions are detected, by the relevant responsible is resolved.

8.11.5.3 Fire extinguishers TS ISO 11602-2 from the fire Protection: Portable and Wheeled Fire extinguishers to the standard by, per year one times seller undergoes a general control by the company. Fire extinguishers not exceeding 10 years at intervals relating to to the firm test is carried, chemical dust if 4. of the year finally control is carried.

8.11.6 to freeze Against Protection

8.11.6.1 of generators Protection

8.11.6.1.1 In winter external your temperature of +4C under with the fall this to freeze it can start. This reason engine this refrigerated generators radiators with antifreeze confidence should be taken under.

8.11.6.2 Fire This of pumps Protection

8.11.6.2.1 Fire water pumps and suction pipes always is filled with. This reason environment of the temperature of +4C under not falling must.

8.11.6.3 Fire juice Distribution of pipes Protection

8.11.6.3.1 in the open remainder mother pipe and of branch pipes hydrant to the faucets must be protected against freezing. Therefore, the lines are either through insulation. or Location under by laying to freeze protected against.

	Döküman No	Yayın Tarihi	Rev. No	Revizyon Tarihi
		1.1.2016	8	04.05.2022
	TEHLİKELİ YÜK ELLEÇLEME REHBERİ			

8.12 from the fire protection systems of not working cases receiving required measures.

8.12.1 Facility fire fighting equipment each other backing up alternative to another established in competence are systems.

8.12.2 facility own by fire struggle of your equipment not working or insufficient support of neighboring facilities, Fire Brigades and AFAD Units request will be.

8.12.3 from the fire to be affected likely other Dangerous and flammable material/ of vehicles if possible from the region removal is provided.

8.12.4 Help and support ensuring that which in conditions will happen and scope of determining a protocol to be done may be required.

8.12.5 in the region from the sea fire extinguishing featured tug or sea of your vehicles facility take into account their abilities should be taken.

8.13 Other risk control equipment.

9. JOB HEALTH and SAFETY

9.1 Business health and security measures.

Port plant business dangerous chemical with substances in studies, of employees this from substances to be affected prevent, this possible is not in cases most memberdownload and of employees this substances from the dangers preservation for necessary all measures by taking liable.

9.1.1 Risk assessment

9.1.1.1 Port Facility Management, at the port facility presence of hazardous chemicals that there is no detection to make and dangerous chemical matter to be found in case of, of employees health and security in terms of negative effects to determine as, 29/12/2012 dated and 28512 numbered Formal in the newspaper released Business health and security Risk Evaluation regulation to the provisions appropriate way risk assessment by doing liable.

9.1.1.2 Risks to be made in working with chemical substances below in the assessment stated considerations especially consideration is taken:

9.1.1.2.1 Chemical matter health and security in terms of danger and damages.

9.1.1.2.2 Manufacturer, importer or from vendors will be provided Turkish material security information form (SDS).

9.1.1.2.3 of being affected Type, level and time.

9.1.1.2.4 Chemical matter amount, use conditions and use frequency.

9.1.1.2.5 Occupational exposure limit values given in the annexes of this Regulation and biological boundary values.

9.1.1.2.6 received either in receiving required inhibitor of the measures effect.

9.1.1.2.7 If any, more before made the one which... health of their surveillance results.

9.1.1.2.8 More than one chemical matter with studied in the works, these substances each somebody and each other with interactions.

9.1.1.3 Port plant business , from the supplier or other from sources risk Obtain additional information necessary for evaluation. This information is intended for users. aspect, if any chemical substances in effect in legislation Location area special risk their

	Döküman No	Yayın Tarihi	Rev. No	Revizyon Tarihi
		1.1.2016	8	04.05.2022
	TEHLİKELİ YÜK ELLEÇLEME REHBERİ			

evaluations also includes.

9.1.1.4 Dangerous chemical substances including new a into operation however risk evaluation by making determined each kinds precaution upon receipt Then starts.

9.1.1.5 Dangerous chemical with substances in studies receiving required measures

9.1.1.5.1 Dangerous chemical with substances in studies of employees health and The risks in terms of safety are eliminated or minimized with the following measures: is downloaded:

9.1.1.5.2 Port at the facility appropriate arrangement and work organization makes.

9.1.1.5.3 Dangerous chemical with substances studies, most little number of worker withmakes.

9.1.1.5.4 of your employees exposed they will stay matter of the quantities and exposureof their duration possible the one which... most little level to be is provided.

9.1.1.5.5 Port at the facility use chemical needed matter amount most littlelevel is maintained.

9.1.1.5.6 Workplace building and plugins each time organised and clean is kept.

9.1.1.5.7 of your employees personal their cleaning for appropriate and sufficient conditions is provided.

9.1.1.5.8 Hazardous chemicals, waste and residues at the Port facility most appropriate way processing, use, transport and storage for necessary regulations makes.

9.1.1.5.9 Substitution method by applying, dangerous chemical matter in its place of employees health and security in terms of safe or more little dangerous the one which... chemical matter used. made ray feature because of substitution method unavailable, risk assessment to the conclusion according to priority the following measures taking the risk is reduced:

9.1.1.5.10 Care that may pose a risk to the health and safety of employees repair jobs also including dangerous chemical with substances in studies and technological developments too consideration by taking appropriate process and engineering control systems are selected and appropriate machine, material and equipment used.

9.1.1.5.11 risk at the source prevent to; appropriate work organization and sufficient ventilation system establishment as collective protection measures is applied.

9.1.1.5.12 Employees are exposed to the negative effects of hazardous chemicals. aspect preservation for received of the measures sufficient is not in cases this with measures together personal protection methods is applied.

9.1.1.6 Adequate control to ensure the effectiveness and continuity of the measures taken, audit and surveillance is provided.

9.1.1.7 The Port Facility Management, chemicals that may pose a risk to the health of the employees substances organised aspect of the measurement and of the analysis to be made provides. Portat the facility of employees chemical to substances your exposure may affect in conditions any a change when this measurements is repeated. Measurement results, this regulation in the annexes stated vocational exposure boundary values consideration by taking is evaluated.

9.1.1.8 Port plant business , stated measurement results in eyelash in front of contains. In all cases where occupational exposure limit values are exceeded, the Port Facility business protective and preventive measures to remedy this situation as soon as possible. gets.

9.1.1.9 30/4/2013 dated and 28633 numbered Formal in the newspaper released of your employeesExplosive of your environments from the dangers Protection About regulation provisions hidden provided that it stays Port plant business , risk assessment results and risk prevention its principles basis taking, employees chemical substances physically and chemical from the features caused from the dangers to protect for, this substances processing, storage, transport and each other may affect chemical substances appropriate

	Döküman No	Yayın Tarihi	Rev. No	Revizyon Tarihi
		1.1.2016	8	04.05.2022
	TEHLİKELİ YÜK ELLEÇLEME REHBERİ			

to the nature of the work performed, including preventing contact with each other. aspect below stated priority in order by technical measures gets and administrative regulations does:

9.1.1.9.1 Port at the facility inflammable and explosive substances dangerous to the concentrations reach and chemical aspect indecisive substances dangerous in quantities to be found is avoided. This possible if not,

9.1.1.9.2 at the port facility igniter that can cause fire or explosion resources to be found is avoided. Chemical aspect indecisive matter and of mixtures Conditions that may cause harmful effects are eliminated. It's also possible if not,

9.1.1.9.3 Inflammable and/or explosive from substances caused fire or harmful physical effects of explosive or chemically unstable substances and mixtures. necessary to prevent or minimize harm to workers from the effects of measures is taken.

9.1.1.10 Business equipment and of employees preservation for provided protector your systems design, suggestive and supply, health and security in terms of in effect to legislation appropriate way makes. Port plant business , explosive environments all equipment to be used and protector your systems 30/12/2006 dated and 26392 4 third repetitive numbered Formal in the newspaper released Likely Explosive in the environment Used Equipment and Protector with systems Relating to regulation (94/9/EC) in accordance with the provisions to be provides.

9.1.1.11 Explosion pressure of effect will reduce regulations makes.

9.1.1.12 Facility, machine and your equipment continually control under keeping is provided.

9.1.1.13 in workplaces, liquid oxygen, liquid argon and liquid nitrogen found storage of tanks in placing minimum security to their distance is obeyed.

9.1.2 Urgent situations

9.1.2.1 Port Facility Management, dated 18/6/2013 and 28681 in the Official Gazette No. released in workplaces Urgent Situations About in regulation stated considerations hidden to stay provided that Port at the facility that dangerous chemical from substances will originate urgent cases especially the following considerations consideration is taken:

9.1.2.1.1 Preventive measures to reduce the negative effects of emergencies are immediately and employees are informed of the situation. the emergency situation to normal as soon as possible Necessary work is done to return it to the affected area and only maintenance, repair and compulsory your works to be done for urgent cases commissioned employees with workplace from outside event in its place succession the one who your teams to enter permission is given.

9.1.2.1.2 Personal protective equipment suitable for persons allowed to enter the affected area equipment and special security equipment is given and urgent situation continue that he as long as are provided to use. Appropriate personal protective equipment and special safety equipment absent of persons affected to the field to enter permission not given.

9.1.2.1.3 Information on hazardous chemicals and emergency response and evacuation procedures to use ready are kept. Port at the facility that urgent cases commissioned of employees and workplace other than first help, urgent medical intervention, recovery and by fire struggle as on matters activity showing organizations this information and to procedures easily to be able to reach is provided. This informations;

9.1.2.1.3.1 Port at the facility that urgent cases commissioned of employees and such as first aid outside the workplace, emergency medical response, rescue and firefighting. on matters activity showing organizations previously ready to be able to and appropriate the intervention that they can for, made at work dangers, to be taken measures and to do works,

	Döküman No	Yayın Tarihi	Rev. No	Revizyon Tarihi
		1.1.2016	8	04.05.2022
	TEHLİKELİ YÜK ELLEÇLEME REHBERİ			

9.1.2.1.3.2 Special hazards and work to be done in an emergency about information,

9.1.3 of your employees education and informing

9.1.3.1 Port plant business , 15/5/2013 dated and 28648 numbered of your employees Business specified in the Regulation on the Procedures and Principles of Health and Safety Training. considerations hidden to stay provided that of employees and your representatives your education and to be informed provides. This education and notifications especially the following considerations includes:

9.1.3.1.1 Risk assessment as a result get made information.

9.1.3.1.2 Port at the facility found or emerge may come out dangerous chemical with substances relating to this substances recognition, health and security risks, job diseases, occupational exposure limit values and other legal regulations. information.

9.1.3.1.3 To ensure that employees do not endanger themselves and other employees necessary measures and what needs to be done.

9.1.3.1.4 Dangerous chemical substances for from the supplier provided Turkish material security information forms about information.

9.1.3.1.5 Dangerous chemical matter found sections, containers, pipe plumbing and like with plumbing relating to to legislation appropriate aspect tagging/locking with relating to information.

9.1.3.2 Dangerous with chemicals made in studies to employees or to their representatives the training and information to be provided, the risk assessment degree and to feature connected aspect, verbal instructions and written with information supported education shaped It is possible. This informations changing to the conditions by is updated.

9.2 Personal protector clothes about informations with these to use oriented procedures.

Intervention of your teams Personal Protector devices Level A

Use area : High level skin, respiratory, eyelash vs. preservation required events – Gas tight.

Positive compressed scuba Respiratory device –

SCBA Full aspect chemicals against protector clothes Glove, inside chemical resistant

Glove, female to chemical resistant

Boots or boots, chemical resistant, steel heeled

Inner clothes, cotton, long sleeved and long johns

Hard Title

Long

sleeved

Two directional radio communication (Spark not subtracting)

Level B

Event in its place login and exit for required minimum level, more rather of liquid scattering, spillage for

Positive compressed scuba Respiratory device –

SCBA chemicals against protector clothes

Glove, inside chemical resistant Glove,

female to chemical resistant

Boots or boots, chemical resistant, steel heeled Hard

Title

	Döküman No	Yayın Tarihi	Rev. No	Revizyon Tarihi
		1.1.2016	8	04.05.2022
	TEHLİKELİ YÜK ELLEÇLEME REHBERİ			

Two directional radio communication (Spark not subtracting)One hundred mask

Level C

in the environment chemical when it is known, concentration when determined, skin and your eyes damage that you will not see decision when given used. However continually measurement should be done.

- full mask, weather cleaner filter
- Chemicals against protector clothes
- Gloves, inside chemical resistant
- Gloves, female to chemical resistant
- Bot or boots, chemical resistant, steel heeled
- hard Title
- two directional radio communication (Spark not subtracting)
- face mask

Level D

Work clothes (emergency responders). Requires long sleeves and safety shoes/boots. Other Personal protection equipment the event to the state by changes. If skin with in contact problem if it will happen, this type dresses with event in its place should not be entered.

9.3 Confined space entry clearance measures and procedures

MYG-MUH-006 It is applied as specified in the indoor entry procedure.

Employees in closed working areas may be exposed to risks such as breathing harmful gases or breathing air with insufficient oxygen level. Employees should not be exposed to an environment containing harmful gases above the permissible health limit. Respiratory support devices must be provided to those working in environments with insufficient oxygen. Employees should definitely be prevented from working or entering oxygen-rich environments.

10. OTHER MATTERS

10.1 Dangerous Cargo Suitability of the certificate validity.

10.1.1 Dangerous Cargo Suitability Certificate validity time Coast business permission time along valid.

Coastal Facility Business Permit Validity Duration: Under renovation.

Coastal Facility Dangerous Cargo Suitability Certificate Validity Period: 16.07.2022

10.2 Dangerous substance Security consultant for defined tasks

Section in 2.4 is like this.

10.3 Black way with coast to your facility future/Port from the facility will leave

	Döküman No	Yayın Tarihi	Rev. No	Revizyon Tarihi
		1.1.2016	8	04.05.2022
	TEHLİKELİ YÜK ELLEÇLEME REHBERİ			

dangerous cargoes to those who carry oriented considerations (dangerous cargo bearing highway of vehicles port or coast plant to/from the field on entry/exit documents that these vehicles must have equipment and equipment; port in the field speed limits etc. matters).

10.3.1 Packaged dangerous loads and dangerous collective loads (liquid either in thick):

10.2.1.1 Recipient name (shipper) and date of delivery to port area, normally from arrival before most late 24 hour ;

10.2.1.2 For packaged dangerous goods: Proper Shipment of dangerous goods its name, UN number, for class 1 the class or assigned part of the products, compliance group letter (where applicable), sub-risk if applicable, number and type of parcels, packing group, flash point range (as applicable to) quantity and IMDG Code episode 5.4 required with rendered additional informations;

10.2.1.3 Dangerous collective loads for: Name of the product and relating to IMO Code required with rendered other informations; and

10.2.1.4 Dangerous your loads to be loaded of the ship First Name (if applicable), boat agency and will be used interface

10.3.2 to be found required documents

Dangerous Freight Declaration, Dangerous Load Transport waybill, A lot modal Dangerous Load form, Dangerous Load manifesto, Packaging and Container/Vehicle Loading Certificate

Security Information form,

ADR/RID/IMDG Code 3.4 and 3.5 covered by in transport exemption showing transport paperwork, ADR 1.1.3.6 covered by exemption from carriage showing transport paperwork, ADR covered by in transport

Transportation suitable and valid SRC 5 certificate, ADR written instruction, Suitable for transport and valid Vehicle Suitability certificate, Transport paperwork Container with made in transport CSC Certificate

Load transport in unit (CTU) and loading in safety or transportation related aspect thermal process seen tree use in case of the tree appropriate is shows certificate

Container or vehicle inside your loads IMDG Code in the scope of appropriate a way secure have been taken showing loading security certificate

Port to your facility incoming load transport in units and Port at the facility n coming out load transport in units damaging gas including or fumigation app made of those riskevaluation results or gas measurement done if to transportation suitability certificate, Above ranked transportation related compulsory documents without port to their facilities incoming and port from the premises coming out dangerous loads cannot be moved. IMDG Code in the scope of appropriate a way secure not received loads also dangerous load aspect process sees.

10.3.3 Port at the facility Speed limit

Port In our facility speed boundary 20 km.

10.4 sea way with coast to your facility future/Port from the facility will leave considerations for those carrying dangerous goods (ships carrying dangerous goods and marine of your vehicles port or Port at the facility will show day and night signs, on ships cold and hot study methods etc. matters).

10.4.1 sea By Arrival

10.3.1.2 Dangerous collective loads (liquid either in thick):

10.3.1.2.1 Ship's name and ship's IMO number, agency and estimated arrival clock (ETA), normally from arrival most late 24 hour;

	Döküman No	Yayın Tarihi	Rev. No	Revizyon Tarihi
		1.1.2016	8	04.05.2022
	TEHLİKELİ YÜK ELLEÇLEME REHBERİ			

10.3.1.2.2 Dangerous collective your loads product name and relating to IMO Code with necessary rendered other information showing a list;

10.3.1.2.3 Load for, Dangerous of chemicals Collective transporting for valid a Nations between Suitability Certificate either in Dangerous Collective of chemicals transporting for valid a Suitability certificate, which? if appropriate, to health Damaging Liquid Collective of substances to relocation Related Nations between pollution Prevention Certificate (NLS certificate) and/or Nations between Liquid fuel pollution Prevention Certificate should be available;

10.3.1.2.4 On board will stay dangerous loads on the list to their numbers referring to will be found should be specified as such;

10.3.1.2.5 Consolidated carriers entering a dry cargo terminal nature and, where applicable, flash points and tank/cargo holds. current status (without gas whether as they are not) in should specify.

.in case of any inappropriate danger, dangerous goods status and cargo containment and transportation system, bulk cargo related equipment and in instrumentation known a mistake; and

10.3.1.2.6 Any action that may affect the safety of the port area or the ship. known mistake.

10.3.1.3.7 Dangerous loads port to the field without being brought either in port from the field Additional information that may be submitted to the port authority prior to issuance is contained in Part B of the ISPS Code. stated it could be. Packaged dangerous with loads relating to arrangement boards by necessary rendered other information samples are:

- .1 Container its number
- .2 Transport license its number either in reference (if IMDG Code class one either in 7 if);
- .3 Buyer either in local carrier First Name and Contact details (if available).

10.4.2 sea By Movement

10.3.2.2 Dangerous collective loads (liquid either in thick):

10.3.2.2.1 Arrangement boards by necessary was made about to of the ship First Name and of the ship IMO its number, agent and guess made departure clock (ETD);

10.3.2.2.2 The product name of the dangerous bulk cargoes and the requirements of the relevant IMO Code. other information showing a list;

10.3.2.2.3 Applicable Nations for the Carriage of Hazardous Bulk Chemicals for Cargo International Certificate of Conformity or a valid one for the Transport of Hazardous Bulk Chemicals. Certificate of Conformity for the Transport of Liquid Bulk Substances Harmful to Health, whichever is appropriate. International Pollution Prevention Certificate (NLS Certificate) and/or International Liquid fuel pollution Prevention Certificate should be available;

10.3.2.2.4 Dangerous your loads on board stacking up either in location.

10.5 Coast plant by will be added additional matters.

10.5.1 Education

10.4.1.1 Management

10.4.1.1.1 Management, dangerous your loads transport either in to the handling either in appropriate maintenance of all deck and shore personnel involved in their supervision. in organizations responsibilities rate educated to be should provide.

10.4.1.1.2 Each from the level Administration, health and security for daily their responsibilities executive should.

10.4.1.2 Employee (cargo companies, port operators and ships)

10.4.1.2.1 Dangerous loads shipping or to the handling including dead all that is person, dangerous your loads are safe shipping or upon handling, responsibilities proportional to aspect should receive training.

	Döküman No	Yayın Tarihi	Rev. No	Revizyon Tarihi
		1.1.2016	8	04.05.2022
	TEHLİKELİ YÜK ELLEÇLEME REHBERİ			

10.4.1.3 Coast staff, general awareness, on duty oriented education and security education should receive.

10.5.2 Training content

10.4.2.1 General awareness/recognition education

10.4.2.1.1 Everyone is committed to the safe transportation or handling of dangerous goods. own duties with proportional aspect education should receive. Education, relating to dangerous your loads It should be designed to provide recognition of general hazards and legal requirements. This education, dangerous your loads of types and of their classes the definition, labeling, marking, packaging, sorting and requirements suitability; purpose definition and shipping documents its content; and available urgent situation intervention documentation about definitions should contain.

10.4.2.2 on duty for education

10.4.2.2.1 Everyone, executive that he to function appropriate aspect dangerous your loads trustworthy Detailed with regard to the particular requirements upon shipping or handling education should receive.

10.4.2.3 Security education

10.4.2.3.1 Everyone, dangerous your loads storage with the risks and executive that he with functions relevant education should receive:

10.4.2.3.2 In a position involving the transport or handling of dangerous goods employment over this trainings recruitment should be and must be verified and Administration appropriate is considered about to again by education together periodic aspect should be supported.

10.4.2.3.3 Dangerous your loads shipping and handling with relating to have duties the one which... employee for security education, responsibilities and port plant security plan provisions in the framework to their duties appropriate should be (ISPS Code episode A/2.1.5).As a private IMDG Code Section given in 1.4 special for the safety of dangerous goods education to your requirements also should be mentioned.

10.6 Accident Prevention policy

THE SHELL COMPANY UGH TURKEY LTD. management aspect in our port carried out your operations, nature as per to accidents cause can give to potential owner that it is we are aware. However we are all of accidents that it can be avoided we believe. This therefore, of accidents by preventing employees, lower employers, your visitors, your neighbors and of the environment most high level preservation for operations most good way to manage commitment we are doing. THE SHELL COMPANY OF TURKEY LTD. Accidents in line with Quality Management Systems prevent and effects to reduce purpose with SHELL DEEPLY TERMINAL (KOCAELİ) port facility as we;

- Port plant around human and environment for high level security measures you received and this aim for necessary all sources providing
- of accidents determination and evaluation for the purpose of usual and usual female operations with relating to Quantitative to analysis based on risk assessment to be done and this reviews continually current keeping
- Detection made to risks related care, repair and temporary stoppages in including of the regulations making and necessary your procedures preparation
- To follow technological developments in order to prevent accidents and reduce their effects to be made and in facilities security measures continually improving for required your support providing
- Planned Changes with together new facility, process design for necessary regulations, your controls to be done and without realizing before definitely risk of your evaluations making and accept the availability of evaluation

	Döküman No	Yayın Tarihi	Rev. No	Revizyon Tarihi
		1.1.2016	8	04.05.2022
	TEHLİKELİ YÜK ELLEÇLEME REHBERİ			

- Pre-detection with systematic analysis that can be your emergencies determination, preparing contingency plans for these emergencies and regularly inspecting them. in exercises review passing
- To be able to evaluate the compliance with the targets determined by the Quality Management Systems Monitoring the performance of the system within the framework of procedures for non-compliance corrective in case activities research
- Quality Management of their systems its effectiveness and suitability periodic and systematic a way evaluation, documented will will be documented, ours top Administration aspect review will spend and Quality Management of their systems continually to the improvement support to be
- Organization in operational work processes, safety and security will affect positions for appropriate information, talent, education and to experience owner of staff assignment,
- Trainings by giving officer our staff continually themselves to develop providing,
- National and international live, legislation, regulation and to the standards connected stay
- with politics possible investigate incompatibilities and measures by taking systematic by eliminating the effects in a way and preventing accidents, employees, ensuring the health and safety of contractors, visitors and neighbors; and of the environment preservation

POLICIES ADMINISTRATION AND ALL EMPLOYEES ASPECTWE WILL APPLY.

10.7 Hot Business Procedure

1. On board to do the one which... hot to jobs permission is not provided. However compulsory cases boat agency by legal regulations in line with permissions by taking port plant under control will be carried out.
2. During the handling of dangerous goods in our port facility, Before starting the hot works and transactions in the area where it is made, the port authority should be mentioned. Written permission shall be obtained for the hot works to be carried out. In the said leave In the hot work form, the details of the hot work and the place where the processes will be performed, as well as to be applied safety measures will be specified.
3. **Hot Business form** the following covers.
 - a) Ray to be done of fields flammable and/or explosive environment because there is no and ventilation and oxygen in terms of insufficient because there is no sure be for the purpose of, accredited test organizations by applied tests also including be as, ray to be done of the field and adjoining of fields often checking,
 - b) Dangerous your loads and other flammable substances study from the fields and adjoining from the fields removal, (Promise subject from the fields will be removed to substances; lime, sludge, residue and other possible flammable substances also included.)
 - c) Flammable structure of materials (eg; beams, wood partitions, floors, doors, wall and ceiling coatings) by accident to ignition against effective a way protection,
 - d) Flame, spark and hot particles, study from the fields adjoining to the fields or other to the fields the spread of prevent for the purpose of; open pipes, pipe transitions, valves, your joints, of the spaces and open of your parts shut down and of sealing providing,
4. Study to the field and all study area to the inputs to do hot ray permission certificate and to be taken safety of the measures written is a plate will hang.

	Döküman No	Yayın Tarihi	Rev. No	Revizyon Tarihi
		1.1.2016	8	04.05.2022
	TEHLİKELİ YÜK ELLEÇLEME REHBERİ			

Permission certificate and security measures should be easily visible and hot works will make everyone by clearly understandable way will be.

5. Hot works while making the following to the particulars Caution should:

a) Study in the environment available your conditions hasn't changed verify for the purpose of controls will be done.

b) Hot works while making, instantly to be used as, most little a fire tube or other appropriate fire extinguishing equipment, all with their apparatus together, easily within reach somewhere will be made available.

6. Hot work and transactions during, promise subject works when completed and of the completion next sufficient a time during; hot ray made in the field and heat transfer because of of danger emerge can come out next door in the fields effective fire control will be done.

7. Hot work and transactions with relating to additional more detailed informations and procedures for especially "Oil tankers and terminals for International Safety Directory (ISGOTT)" to the document to apply necessity each time eyelash in front of will be available.

**Döküman No****Yayın Tarihi****Rev. No****Revizyon Tarihi**

1.1.2016

8

04.05.2022

TEHLİKELİ YÜK ELLEÇLEME REHBERİ**SICAK İŞ FORMU**

Risk Değerlendirmesi																																
Sıcak Çalışma Alanı: Giriş Sınırlamaları:																																
Sıcak İş nedeni: Çalışma etkinliği açıklaması: Muhtemel tutuşturma kaynağı türleri:																																
<input type="checkbox"/> Alev (kaynak, lehim, vb)	<input type="checkbox"/> Kıvılcım veya cüruf (taşlama, kesme, kaynak, vb)																															
<input type="checkbox"/> Sıcak Nesne (metal yüzey vb)	<input type="checkbox"/> Diğer:																															
Tehlike tanımlama, risk analizi ve kontrol önlemi seçimi:																																
Sıcak Çalışma İle İlgili Sorumluluk: (Uygun olanı işaretleyiniz)	<input type="checkbox"/> Sıcak iş sadece aşağıda ayrıntılan verilen sıcak iş konularında göre taşeron personeli tarafından yapılacaktır. Kişi/Kişiler belirlenmiş ve ayrıntılı çalışma detayları ve daha önce hazırlanıp bu formun sonuna eklenmiştir. <input type="checkbox"/> Sıcak iş sadece aşağıda ayrıntılan verilen sıcak iş konularında göre tesis personeli tarafından yapılacaktır.																															
Dokümanları ekle ve risk değerlendirmesi yapmadan Sıcak İş iznine geç.																																
Aşağıdaki risk değerlendirmesini tamamla																																
Risk Değerlendirme Rehberi																																
Adım 1 – Sonucunu düşün Bu tehlikenin meydana gelebilecek sonuçları nelerdir? Bu tehlike çalışma ile ilgili (aşağıda) en olası sonucu nedir düşünün	Adım 2 – Olasılığı Düşün Adım 1 de kararlaştırılan tehlike sonucunun meydana gelme olasılığı (aşağıda) nedir.	Adım 3 – Riski Hesapla 1. Adım 1. puanı alın ve doğru sütünü seçin. 2. Adım 2. puanı alın ve doğru satırı seçin. 3. İki değerlendirme aşağıda matris üzerinde çapraz risk skoru kullanın Y = YÜKSEK, S = CİDDİ, O = ORTA, D = DÜŞÜK																														
Aşırı Kritik Büyük Küçük Önemsiz	Mümkün Çoğu durumda ortaya çıkması bekleniyor Olasılıklı Muhtemelen bir kez oluşacak Muhtemel Olay bir zamanda ortaya çıkabilir Olası Olay beklenmiyor sadece istisnai durumlarda ortaya çıkabilir. Değil / Nadir	Sonuçlar <table border="1"><thead><tr><th></th><th>Önemsiz</th><th>Küçük</th><th>Büyük</th><th>Kritik</th><th>Aşırı</th></tr></thead><tbody><tr><th>Mümkün</th><td>O</td><td>C</td><td>Y</td><td>Y</td><td>Y</td></tr><tr><th>Olasılıklı</th><td>O</td><td>O</td><td>C</td><td>Y</td><td>Y</td></tr><tr><th>Muhtemel</th><td>D</td><td>O</td><td>O</td><td>C</td><td>C</td></tr><tr><th>Olası Değil / Nadir</th><td>D</td><td>D</td><td>O</td><td>O</td><td>C</td></tr></tbody></table>		Önemsiz	Küçük	Büyük	Kritik	Aşırı	Mümkün	O	C	Y	Y	Y	Olasılıklı	O	O	C	Y	Y	Muhtemel	D	O	O	C	C	Olası Değil / Nadir	D	D	O	O	C
	Önemsiz	Küçük	Büyük	Kritik	Aşırı																											
Mümkün	O	C	Y	Y	Y																											
Olasılıklı	O	O	C	Y	Y																											
Muhtemel	D	O	O	C	C																											
Olası Değil / Nadir	D	D	O	O	C																											
Tehlike (İşe ilişkin tehlikeleri listeleiniz)		Kontroller (Bütün Tehlikelerin yönetmek için kontrolleri liste)	Kişisel Koruyucu Kıyafetler	Sorumlu Kişiler (Kontrolleri uygulanmasından sorumlular)	Risk Değerlendirmesi (Yerinde Kontroller ile: Yüksek, Ciddi, Orta veya Düşük)																											
1.																																
2.																																
Riski Değerlendiren Personel :																																
İsim:		İş Veren:		Tarih:																												
İsim:		İş Veren:		Tarih:																												

	Döküman No	Yayın Tarihi	Rev. No	Revizyon Tarihi
		1.1.2016	8	04.05.2022
TEHLİKELİ YÜK ELLEÇLEME REHBERİ				

SICAK İŞ İZİNİ			
Risk Değerlendirilmesinde açıklanan sıcak iş yöntemi ve konumuna göre, aşağıda ilgili bölümlerde kontrol gereksinimlerini belirlemek.			
SICAK İŞ VE TUTUŞTURMA KAYNAKLARI KONTROLÜ			
Sıcak çalışmalarının bir parçası olarak gerçekleştirilecek sıcak iş ve tutuşturma kaynaklarının kontrollerini belirlemek:	EVET	N/A	Kontrol
<input type="checkbox"/>	<input type="checkbox"/>	<input type="checkbox"/>	Tesis / yüklenici tarafından sağlanan Yangın söndürücüler sıcak çalışma alanı ve hemen bitişiğinde 10 metrede yer almaktadır (sabit konum yangın söndürücüler hariç)
<input type="checkbox"/>	<input type="checkbox"/>	<input type="checkbox"/>	Yakalama hasırları veya levhalar kıvılcım ve cüruf yakalamak için uygun yerlere konumlandırılmıştır.
<input type="checkbox"/>	<input type="checkbox"/>	<input type="checkbox"/>	Yanıcı ve parlayıcı matzemelerin sıcak iş alanından temizlemesi gerekmektedir. (burada uygulanabilir sıcak çalışma alanı etrafında 15m alanı düşünün ve aşağıdaki çalışma alanının yüzeylerinde dahil edilmesi gerekir.)
<input type="checkbox"/>	<input type="checkbox"/>	<input type="checkbox"/>	Kanalizasyonlar, kablo rafı, elektrik kabloları ve diğer ısı / yangına hassas ürünler dikkate alınacaktır. (15 metrelik bir alanda yanmaz battaniye, yakalama levhaları veya mevcut ise onaylı kaplamalar kullanın)
<input type="checkbox"/>	<input type="checkbox"/>	<input type="checkbox"/>	Yangın hortumu sıcak iş altında kullanıma hazır tutulacaktır
<input type="checkbox"/>	<input type="checkbox"/>	<input type="checkbox"/>	Bir Yangın gözlemcisi sıcak iş sırasında yangın riskini, kıvılcım, cüruf, sıcak nesnelere devamlı izlemesi ve / veya iş boyunca belli periyodlar için gereklidir. <input type="checkbox"/> Tüm İş Boyunca, ve/veya <input type="checkbox"/> İş Boyunca Belli Periyodlarda (..... dakikada bir)
Belirli Sıcak İş / Tutuşturma Kaynaklarının Kontrolleri	Evet	N/A	Evet İse Ek Kontrol Ayrıntıları Belirtilecektir
Sıcak iş esnasında izolasyon yapılması gereken bitişik alanlarda alınması gerekli önlemler (boru, tank, basınçlı kaplar gibi)	<input type="checkbox"/>	<input type="checkbox"/>	
Sabit yangın koruma ve algılama sistemi hizmet dışı bırakılması gerekmektedir.	<input type="checkbox"/>	<input type="checkbox"/>	
Çalışma alanı özel temizlik yapılması, yıkanması, havalandırması veya çalışma öncesi atmosferik izleme gerektirir. (çalışma alanında yanıcı / patlayıcı buharlar, tozlar, sıvılar ya da katı atıklar)	<input type="checkbox"/>	<input type="checkbox"/>	
Çalışma alanı çalışmalar sırasında ön temizleme, sökme, yüzey hazırlığı yapma ve atmosferik izleme gerektirir. (Yüzeyler ve kaplamalar ısıtılırken veya kesilirken zararlı emisyonları oluşturabilir)	<input type="checkbox"/>	<input type="checkbox"/>	
İşin niteliği özel solunum cihazı giyilmesini gerektirir	<input type="checkbox"/>	<input type="checkbox"/>	
İşin niteliği gaz ve diğer hassas ürün için uygulanacak özel kontroller gerektirir.	<input type="checkbox"/>	<input type="checkbox"/>	
Sıcak işte elektrik kaynağı kullanılacak ise elektrik güvenliğini sağlamak için özel kontroller gereklidir.	<input type="checkbox"/>	<input type="checkbox"/>	
Kapalı Mekanlar için ek Sıcak Çalışma Kontrolleri	<input type="checkbox"/> N/A (Uygulanmaz)		
Kontroller:	Evet	N/A	
Dışarıda uygun bir yere cihazlar konumlandır. (yangın söndürücü, hortumlar, solunum cihazları gibi)	<input type="checkbox"/>	<input type="checkbox"/>	
Havalandırma fanını kirlenme kaynağının mümkün olduğu kadar yakına konumlandır.	<input type="checkbox"/>	<input type="checkbox"/>	
Kirlenici maddeler hava boşluğuna tahliye edilmesi (böylece devri daim edilirler ve diğer işçileri zarar vermezler)	<input type="checkbox"/>	<input type="checkbox"/>	
Elektrik kaynağı önemli bir sure askıya alındığında Elektrik kaynaklarından elektrotlar çıkartılır ,takıldıktan sonra tekrar enerji verilir. Böylece kazara kontak yada ark oluşmaz.	<input type="checkbox"/>	<input type="checkbox"/>	
Gaz kaynaklı kesme faaliyetleri önemli bir sure askıya alındığında, meşale ve silindir valfleri kapatılır. Meşale ve hortum bağlantısı çıkarılır ve basınçlaştırılır.	<input type="checkbox"/>	<input type="checkbox"/>	
Sıcak İşin Tamamlanması	<input type="checkbox"/> N/A (Uygulanmaz)		
Kontroller:	Evet	N/A	
İşin bitiminden sonra alan en az yarım saat süreyle kontrol edilir.	<input type="checkbox"/>	<input type="checkbox"/>	
Alan en az sekiz saat süre ve birer saat ara ile kontrol edilir.	<input type="checkbox"/>	<input type="checkbox"/>	
Sıcak çalışma sonrası yapılacak kontrole gerek yoktur.	<input type="checkbox"/>	<input type="checkbox"/>	
İzin İsteyen			
İsim:	İmza:		

	Döküman No	Yayın Tarihi	Rev. No	Revizyon Tarihi
		1.1.2016	8	04.05.2022
	TEHLİKELİ YÜK ELLEÇLEME REHBERİ			

10.8.1 Operation Responsible

Dangerous your loads coast to your facility from the acceptance most little one day before a coordination

meeting will make and this to the meeting Operation, Field planning, SELECT, TMGD and other participation of the concerned provides.

If a decision has been made at the meeting to accept the dangerous cargo, the management, operation, storage, security, urgent situation intervention units by being informed preparation and accept process starts.

Coast to your facility accept will not be your loads Port of the Presidency informing in need status justifications with together writing with Port to the presidency notify

At the meeting determined equipment, team, mail number advert it does.

Study layout 2. captain with organized it does.

Approved cargo to the plan by of loading/evacuation to be made provides.

Dangerous your loads in transport task area everybody's, load transportof units damage to see block for required care to show provides.

Dangerous loads while moving, transport to the fields not authorized of persons access to block for necessary measures it takes.

If there is a problem in the containment of dangerous goods if, available to individuals risks and to the environment negative effects most member download for necessary applicable taking steps provides.

10.9 in the article control to their lists by movement it does.

10.8.2 Shift supervisor

Necessary protector equipment with equipped staff operation pre- control it does.

studied in the field work security, of your equipment control, external of persons input output, your load safe handling, environment cleaning and this your works appropriate a way that you are done control it does.

Study layout 2. captain with organized it does.

Approved cargo to the plan by of loading/evacuation to be made provides.

Dangerous your loads in transport task area everybody's, load transportof units damage to see block for required care to show provides.

Dangerous loads sifted fields unauthorized access block for measures is taken.

If there is a problem in the containment of dangerous goods if, available to individuals risks and to the environment negative effects most member download for necessary applicable taking steps provides.

10.9 in the article control to their lists by movement it does.

Dangerous Liquid in loads liquid load foreman with together ;

	Döküman No	Yayın Tarihi	Rev. No	Revizyon Tarihi
		1.1.2016	8	04.05.2022
	TEHLİKELİ YÜK ELLEÇLEME REHBERİ			

tankers and Terminals For International Safety in the Guide (ISGOTT) found "Ship/Beach Safety Control list", still at ISGOTT Location area "Ship/Beach Safety Control of the list Completion for To the Guide appropriate aspect fills and signature under gets.

Insulation in the section short circuit occur to come block for sufficient measures it takes,

Suitable for ensuring the effectiveness of insulation and grounding systems. at intervals to be audited and test to be made provides,

An activating spark that can create a flammable atmosphere other metallic between the interface and the shore to ensure that your connections the protection of either in the arrangement of provides.

Liquid cargo foreman on board ship quarries or like cooking utensils ignition to their resources related measures to be taken may require conditions aboutboat your captain's to be informed provides.

Operation upon completion Then ;

- Flexible hose from the ship without leaving before, of liquids since it was emptied and your pressure to be taken provides
- Boat manifold connections and flexible your hoses blind flange with sealing to ensure including all security measures it takes.

10.8.3 Select Responsible

10.9 in the article control to their lists by movement it does.

Will work in operation burden to staff danger information about gives and necessary protector equipment with equips.

Environment your safety is provided.

Gas measurements without being done on the field employee not to be appointed provides.

Necessary fire measures gets and of the system you're working control it does.

Necessary warning and warning of the signs the presence of control it does.


	Döküman No	Yayın Tarihi	Rev. No	Revizyon Tarihi
		1.1.2016	8	04.05.2022
	TEHLİKELİ YÜK ELLEÇLEME REHBERİ			

**10.9 of Dangerous Goods Control list
GENERAL**


S.NO	Action	SELECT	KISSIR	THEIR IS. AMR.
YOUR LOAD ACCEPTANCE				
one.	Loading without emptying most little one day previously operation meeting makes.		x	
2.	your load MSDS form recruitment is done.		x	
3.	Dangerous loads bearing on board related Suitability Certificate control will be.		x	
4.	Approved cargo of loading/evacuation plan request welcome		x	
5.	to the port accept will be Dangerous load/s with relating to aspect; 1. Dangerous from the load caused risk 2. Coast at the facility available Dangerous loads with interaction, 3. Coast to your facility near in the future accept to be made planned loads with interaction, 4. Urgent Intervention in terms of material and equipment need 5. Urgent Intervention of your teams proficiency 6. Neighbor facilities from / interaction Subjects current IMDG CODE documents in the scope of hand by taking accept / denial or executive decision is taken.		x	
6.	Dangerous your load acceptance towards decision taken if, Administration, operation, storage, security, urgent situation intervention units by being informed preparation and accept process is started.		x	
7.	will use equipment, team, mail number determines.		x	
8.	in operation and urgent case in the intervention will work to staff your load danger about information is given and necessary protector equipment is provided.		x	
9.	Necessary warnings, warning signs Handling made of the field around to be placed is provided.		x	
Note. : Standard handled in loads meeting optional it depends. Before meeting decisions applicable.				

Dangerous Liquid Pouring loads safe Handling operation Procedure Control list

S.NO	Action	SELECT	KISSIR	THEIR IS. AMR.
HANDLING				
one.	Operation in charge by evacuation equipment and to the load Appropriate pipe selection is made. ISGOTT Ship/Coast Guard Control list opposite aspect signature under is taken. Boat and Port plant between Contact network is installed.	x	x	x
2.	Employees tanker and to be tied to the ship the one which... flexible your hoses next to you ready is found. Liquid your loads boat login exit to the manifolds in connecting boat staff with together movement it does.	x	x	x
3.	Appropriate pressure adjustment is made with the vessel. Tankers are prevented from overflowing and ship in danger information to staff by giving your line cut off is provided.	x	x	x

	Döküman No	Yayın Tarihi	Rev. No	Revizyon Tarihi
		1.1.2016	8	04.05.2022
	TEHLİKELİ YÜK ELLEÇLEME REHBERİ			
4.	During the loading/discharging operation at the coastal facility, all kinds of vehicles coming to the filling / unloading platform are completely static from electricity will be purified, to the exhaust flame conservative apparatus will be installed and grounded. Flame arresters Black It will be provided by the tanker operator. non flame retardant Black tankers port to your facility will not be accepted. ADR in the standards in tankers this feature will not be searched.	x	x	x
5.	Operation to the field used communication of your equipment expofis control is done.	x	x	x
6.	Flexible used for loading/unloading dangerous liquid bulk cargoes. hoses; type-approved and the pipe type, the maximum working pressure, production moon and year of showing a to the certificate owner is control will be.		x	x
7.	Dangerous Liquid pouring your loads in the delivery/unloading used flexible to the hoses oriented aspect sufficient number of electric insulation flangewill be kept		x	x
8.	Before starting dangerous liquid bulk cargo operation, the Ship Captain and Operations Manager maximum load or load transport times, including discharge rates. and the following items written aspect accept they will. 1. Boat load of the lines and Flexible your hose, its capacity and permission can be given maximum pressure; 2. Steam ventilation system layout and maximum loading or unloading speeds; 3. Urgent situation closing to the procedures by possible pressure increases; 4. Possible electrostatic load accumulation; and 5. On board and on the beach start up operations during responsible the presence of persons		x	x
9.	Handling operations during may occur a urgent situation instantly expelling required steps and use required marking written aspect accept will be.		x	x
10.	All relevant piping, flexible hoses and onboard and onshore all necessary equipment to prevent leakage of connected equipment. your care will be displayed and dangerous pouring liquid your loads transfer during sufficient your control will be done		x	x

S.NO	Action	SELE CT	KIS S. SIR	THER E IS. AMR.
HANDLING				
11th.	Transfer operations during boat and beach equipment effective among Contact casing will be.		x	x
Liquid load foreman/shift supervisor				
one.	Insulation in the section short circuit occur to come block for adequate precautions will take			
2.	Insulation and ground systems of ensure their activities for appropriate at intervals to be audited and test to be made will provide			
3.	Flammable a of the atmosphere can occur into action transient at ensure that there is no possibility of sparking, the interface and beach between other metallic your connections the protection of either in the arrangement of will provide			

	Döküman No	Yayın Tarihi	Rev. No	Revizyon Tarihi
		1.1.2016	8	04.05.2022
	TEHLİKELİ YÜK ELLEÇLEME REHBERİ			
4.	Liquid fuel tankers and to the terminals Related Nations between According to appropriate checklists in the Safety Manual (ISGOTT) will move			
5.	on board boat quarries either in Cooking instruments as ignition Conditions that may require measures to be taken about boat your captain's to be informed will provide.			
6.	Boat manifold connections and flexible your hoses blind flange with sealing to ensure including all security of the measures since it was taken sure will be.			

10.10 EmS (Emergency for Ships Carrying Dangerous Goods procedures) and MFAG (Medical First Help guide)

Urgent in cases, IMDG code, EMS and MFAG to use is important.

10.10.1 EmS

Actions to be taken by EmS when a fire or spillage of dangerous goods occurs for includes procedures.

emS Some in products clear action procedures well desk all a matter to class applied general in procedures includes.

Necessary protector equipment and dangerous the goods involved to put out fires available extinguishing of substances types "urgent action in case of" emS from the guide can be found.

emS spills and fires for in two separated. Dangerous loads list in column15 each FAME its number for emS application numbers are available. emS your number Dangerous loads in the declaration specifying compulsory is not

10.10.2 MFAG

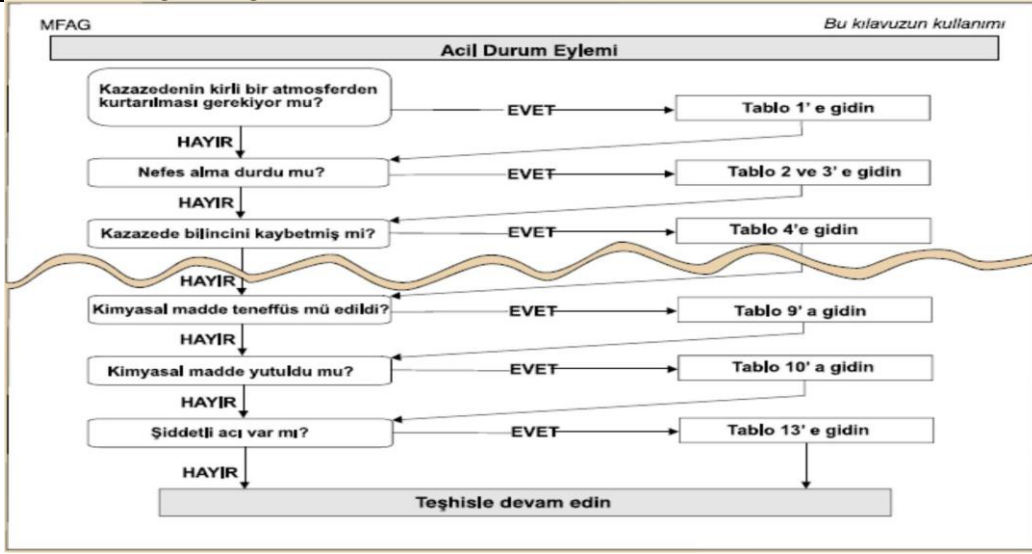
MFAG table numbers Dangerous loads in the declaration specifying compulsory is not.

MFAG according to syndromes when a person is exposed to some kind of dangerous load Create a flowchart of the processes that need to be taken. However, Employees be pre-trained to use MFAG to operate in an emergency is important.

Employees may also contact a doctor for assistance in treating an injured person. must pass.

Use information below.

	Döküman No	Yayın Tarihi	Rev. No	Revizyon Tarihi
		1.1.2016	8	04.05.2022
	TEHLİKELİ YÜK ELLEÇLEME REHBERİ			



11. ATTACHMENTS

11.1 Coast facility General situation plan

It is given as an annex.

11.2 Coast facility General Appearance photos

**Döküman No****Yayın Tarihi****Rev. No****Revizyon Tarihi****1.1.2016****8****04.05.2022****TEHLİKELİ YÜK ELLEÇLEME REHBERİ****11.3 Emergency Contact points and Communication Information**

Name surname	Title	Telephone	Fax	mobile	mail
Yunus Emre Yilmaz	Terminal manager	0 262 317 17 26	0 262 239 63 12	+905394425891	Yunus-Emre.Yilmaz@shell.com

EXTRAORDINARY SITUATION CONTACT INFORMATION					
office	Telephone	Fax	office	Telephone	Fax
Civil Administration Head Office (Governor's Office)	3211162	3240796	Derince Police outpost	2296010	
Province Safety Directorate	2296666	2393971	Derince mr. Gendarme outpost	5271386	---
Province Gendarme Command	3350828	3352871	Coast Guard..... Boat K.'s		
Coast Guard Boots Command	5636906		Derince (Fire Brigade for Official office)		
deeply Governor's Office	2396147 2290829	2390957(Authorized for Ambulance)office)		
East Marmara Customs and Trade Regional Directorate	5284008	5283550 5283572	POLICE	112	
Kocaeli Port Presidency	5283754	5284790	GENDARME	112	
Beach Security Group K.'s .			COAST GUARD	158	
Derince District Safety art.	2294029	2291757	CUSTOMS CASING	136	
deeply District Gendarme K.'s	5271386	----	FIRE DEPARTMENT	112	
Customs Casing civil service	3171766	3171765	AMBULANCE	112	
You Are Connected law enforcement Force:	Safety				
Work Ship channel (VHF):					
Security/Operation Radio channel (UHF):					
law enforcement force Radio Channel :					

	Döküman No	Yayın Tarihi	Rev. No	Revizyon Tarihi
		1.1.2016	8	04.05.2022
TEHLİKELİ YÜK ELLEÇLEME REHBERİ				

11.4 Dangerous your loads handled of your fields General situation plan

It is given as an annex.

11.5 Dangerous your loads handled of your fields Fire plan

It is given as an annex.

11.6 The facility General Fire plan

It is given as an annex.

11.7 Emergency Situation plan

Port at the facility separate a document aspect being held whether most little 3 per year is being renewed. Urgent Situation plan details below is like this.

Urgent situation procedures,

Urgent to situations intervention organization scheme

Urgent situation procedures prepared person/organization name, title and Contact details,

Coordinating response activities to emergencies that may occur at the coastal facility about to assigned official of the person name, title and Contact information with task and responsibilities,

In case of emergency, he will liaise with the relevant Port Authority and other relevant institutions and organizations. facility of the official name, title and Contact information with task and responsibilities,

The names and duties of the teams determined to respond to emergencies and the names of these teams. commissioned of staff names, task and responsibilities,

Coast plant urgent to situations to the intervention oriented will use resources, equipment and your equipment nature and capacities,

Under control serious conditions that can be foreseen to cause emergencies and to minimize the negative effects of these the measures to be taken and the actions to be taken for the purpose of available facility, capability and its capacity,

To prevent possible risks to persons in the coastal facility in case of an emergency. or in order to minimize necessary measures and the nature of the alerts and announcement methods with a warning against of persons to do to what is needed related regulations,

Urgent in cases, Port to the Presidency to be done required first notification methods with this in the notice must have content of information and new obtain information as this information Port to the Presidency to be transmitted related procedures,

Urgent cases task will receive of staff to receive required trainings,

Coordination to be provided with emergency teams outside the coastal facility in emergencies methods,

Urgent to situations oriented to do your drills nature and don't be done period,

Urgent cases coast plant outside received to the measures support to provide oriented regulations.

Urgent situation plans, the following each a urgent status include has to:

- Facility, equipment and field fires,
- at the port to the handling permit made each a danger load to class and lower dangerto their classes belonging load fires,
- Boat fires, d)
- Explosion,
- Accident results death and serious injury,
- Earthquake, flood, landslide, tsunami waves as natural disasters,
- A lot powerful wind, storm, extreme snow or icing as negative weather conditions,
- Each hazard class or sub-hazard class allowed to be handled in the port belonging dangerous

	Döküman No	Yayın Tarihi	Rev. No	Revizyon Tarihi
		1.1.2016	8	04.05.2022
	TEHLİKELİ YÜK ELLEÇLEME REHBERİ			

cargoes infiltration, run-off or spill,

ğ) sea pollution (e.g: oil/fuel leak or to the sea dangerous load or to the environment damaging matter spill/fall)

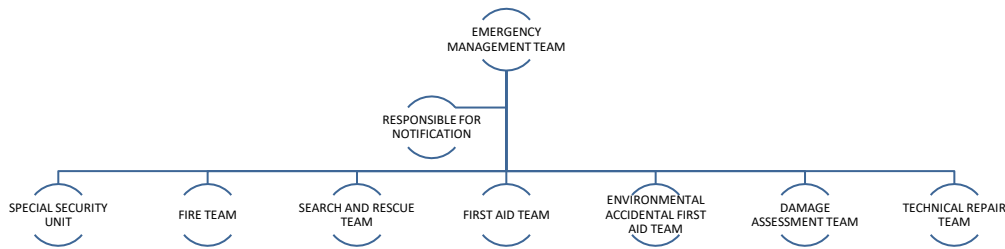
h) Gas leak,

l) Electric outage.

11.8 Emergency Situation Collection Locations plan

It is given as an annex.

11.9 Emergency Situation Management scheme



(This in the organization Location area Officer Persons and Contact information current aspect registered.)

	Döküman No	Yayın Tarihi	Rev. No	Revizyon Tarihi
		1.1.2016	8	04.05.2022
TEHLİKELİ YÜK ELLEÇLEME REHBERİ				

11.10 Dangerous cargo Hand his book



OPET MARMARA TERMİNALİ TEHLİKELİ MADDE EL KİTABI

ÜRÜN ADI	UN KODU	SİMPLİ
Mazotun	UN 1202	3
K.Benzin	UN 1203	3
AET A-1	UN 1803	3

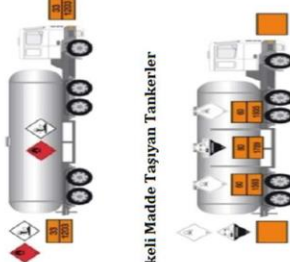
TEHLİKELİ MADDELERİN İKİNCİ VE ÜÇÜNCÜ SİFARHAKLARI, RAKLAR, KODLARI, ŞİFİRLERİ VE EKİTLİKLERİ

Sınıf 1 - Yığın Bezleri	Sınıf 2 - Yığın Bezler	Sınıf 3 - Yığın Bezler	Sınıf 4 - Yığın Bezler
Sembol: Sınıf 1 Yığın bezleri için Mazotun (UN 1202) K.Benzin (UN 1203) Numarası 1 - 20 (yüksek)	Sembol: Sınıf 2 Yığın bezleri için Mazotun (UN 1202) K.Benzin (UN 1203) Numarası 1 - 20 (yüksek)	Sembol: Sınıf 3 Yığın bezleri için Mazotun (UN 1202) K.Benzin (UN 1203) Numarası 1 - 20 (yüksek)	Sembol: Sınıf 4 Yığın bezleri için Mazotun (UN 1202) K.Benzin (UN 1203) Numarası 1 - 20 (yüksek)

YANGIN
Kıvrak yangınlar için kuru kimyevi tozlar, karbon dioksit, su sıfırı, kum ve kömür tipi yangın söndürücüler kullanılabilir. Büyük yangınlarda bemen yangın söndürme için su kullanılır. Yangın söndürme için kullanılan su, soğuk su olacaktır. İnan sağlığı için sıvı suyun ve buharlarının gazlarının soğumasına izin verilmeden uzaklaştırılmalıdır. Yangın söndürme araçlarından uzaklaşırken yavaşça uzaklaşın ve yanmaz bir şekilde uzaklaşın. Yangın söndürme araçlarından uzaklaşırken yavaşça uzaklaşın ve yanmaz bir şekilde uzaklaşın.

ÖZEL GİZLİ VE GİZLİ MADDELERİN ELLEÇLENMESİ
Bu maddelerin taşınması ve depolanması sırasında özel güvenlik önlemleri alınmalıdır. Bu maddelerin taşınması ve depolanması sırasında özel güvenlik önlemleri alınmalıdır. Bu maddelerin taşınması ve depolanması sırasında özel güvenlik önlemleri alınmalıdır.

Yükün Yükleme ve Dökleme İşlemleri
Yükün yükleme ve dökleme işlemleri sırasında dikkatli davranılmalıdır. Yükün yükleme ve dökleme işlemleri sırasında dikkatli davranılmalıdır. Yükün yükleme ve dökleme işlemleri sırasında dikkatli davranılmalıdır.



Tehlikeli Madde Taşıyan Tankerler

Çoklu tank bölümlü olan Taşıma birimleri

TEHLİKELİ YÜK BELGELERİ

Tehlikeli Mal Taşıma Belgesi'nde aşağıdaki bilgiler bulunmalıdır:

- Nakliye adı veya doğru teknik isim (ticari isimler kabul edilmeyecektir)
- Mümkünse Sınıf ve Bölüm. Sınıf veya Bölüm riski sınıf sayısına dahil edilebilir. Uyumluluk grubu ayrıca sınıf 1 malları içinde belirtilmelidir ve ikinci risk taşıyan gaz olması durumunda, risklerin belirtilmesi amacıyla daha fazla bilgi eklenecektir
- Birleşmiş Milletler numarası UN' den sonra yazılacaktır
- Varsa paketlenme grubu
- Paket numarası ve tipleminin yanında hacim veya kütle başına tehlikeli maddelerin toplam miktarı
- 61.Ce veya daha düşük bir parlama noktasına sahip maddeler için parlama noktası
- Ek riskler sevkiyat isminde belirtilmemiş riskler
- Gerçekliğinde, mallar "Denizli Kırtıcı Madde" olarak belirtilmektedir
- Tehlikeli mal kalıntılarını içeren boş muhafazalara nakliye adından önce veya sonra "Boş", "Temizlenmiş" veya "Kalıntı İçerir" gibi durum belirtici yazılar yazılacaktır.
- Malların doğru sınıflandırıldığı, paketlenildiği, işaretlendiği, etiketlendiği ve nakliyat için uygun olduğunu belirten gönderenin adına imzalanmış belge

33
1203

- Türkiye yasaları çerçevesinde belgenin taşıyıcısı bulmalıdır. Belgeye daha fazla hususlar eklenmelidir. Genel olarak bu numaralar aşağıdaki tabloda listelenmiştir:
- 3- Soğuk (düşük) ve 60'dan fazla derece sıcaklığına düşürülen ve taşıyıcısı bulmalıdır.
 - 30 - Taşıyıcılar, sıvı veya 60'dan fazla derece sıcaklığına düşürülen ve taşıyıcısı bulmalıdır.
 - 31 - Taşıyıcılar, sıvı veya 60'dan fazla derece sıcaklığına düşürülen ve taşıyıcısı bulmalıdır.
 - 32 - Taşıyıcılar, sıvı veya 60'dan fazla derece sıcaklığına düşürülen ve taşıyıcısı bulmalıdır.
 - 33 - Taşıyıcılar, sıvı veya 60'dan fazla derece sıcaklığına düşürülen ve taşıyıcısı bulmalıdır.
 - 34 - Taşıyıcılar, sıvı veya 60'dan fazla derece sıcaklığına düşürülen ve taşıyıcısı bulmalıdır.
 - 35 - Taşıyıcılar, sıvı veya 60'dan fazla derece sıcaklığına düşürülen ve taşıyıcısı bulmalıdır.
 - 36 - Taşıyıcılar, sıvı veya 60'dan fazla derece sıcaklığına düşürülen ve taşıyıcısı bulmalıdır.
 - 37 - Taşıyıcılar, sıvı veya 60'dan fazla derece sıcaklığına düşürülen ve taşıyıcısı bulmalıdır.
 - 38 - Taşıyıcılar, sıvı veya 60'dan fazla derece sıcaklığına düşürülen ve taşıyıcısı bulmalıdır.
 - 39 - Taşıyıcılar, sıvı veya 60'dan fazla derece sıcaklığına düşürülen ve taşıyıcısı bulmalıdır.
 - 40 - Taşıyıcılar, sıvı veya 60'dan fazla derece sıcaklığına düşürülen ve taşıyıcısı bulmalıdır.
 - 41 - Taşıyıcılar, sıvı veya 60'dan fazla derece sıcaklığına düşürülen ve taşıyıcısı bulmalıdır.
 - 42 - Taşıyıcılar, sıvı veya 60'dan fazla derece sıcaklığına düşürülen ve taşıyıcısı bulmalıdır.
 - 43 - Taşıyıcılar, sıvı veya 60'dan fazla derece sıcaklığına düşürülen ve taşıyıcısı bulmalıdır.
 - 44 - Taşıyıcılar, sıvı veya 60'dan fazla derece sıcaklığına düşürülen ve taşıyıcısı bulmalıdır.
 - 45 - Taşıyıcılar, sıvı veya 60'dan fazla derece sıcaklığına düşürülen ve taşıyıcısı bulmalıdır.
 - 46 - Taşıyıcılar, sıvı veya 60'dan fazla derece sıcaklığına düşürülen ve taşıyıcısı bulmalıdır.
 - 47 - Taşıyıcılar, sıvı veya 60'dan fazla derece sıcaklığına düşürülen ve taşıyıcısı bulmalıdır.
 - 48 - Taşıyıcılar, sıvı veya 60'dan fazla derece sıcaklığına düşürülen ve taşıyıcısı bulmalıdır.
 - 49 - Taşıyıcılar, sıvı veya 60'dan fazla derece sıcaklığına düşürülen ve taşıyıcısı bulmalıdır.
 - 50 - Taşıyıcılar, sıvı veya 60'dan fazla derece sıcaklığına düşürülen ve taşıyıcısı bulmalıdır.
 - 51 - Taşıyıcılar, sıvı veya 60'dan fazla derece sıcaklığına düşürülen ve taşıyıcısı bulmalıdır.
 - 52 - Taşıyıcılar, sıvı veya 60'dan fazla derece sıcaklığına düşürülen ve taşıyıcısı bulmalıdır.
 - 53 - Taşıyıcılar, sıvı veya 60'dan fazla derece sıcaklığına düşürülen ve taşıyıcısı bulmalıdır.
 - 54 - Taşıyıcılar, sıvı veya 60'dan fazla derece sıcaklığına düşürülen ve taşıyıcısı bulmalıdır.
 - 55 - Taşıyıcılar, sıvı veya 60'dan fazla derece sıcaklığına düşürülen ve taşıyıcısı bulmalıdır.
 - 56 - Taşıyıcılar, sıvı veya 60'dan fazla derece sıcaklığına düşürülen ve taşıyıcısı bulmalıdır.
 - 57 - Taşıyıcılar, sıvı veya 60'dan fazla derece sıcaklığına düşürülen ve taşıyıcısı bulmalıdır.
 - 58 - Taşıyıcılar, sıvı veya 60'dan fazla derece sıcaklığına düşürülen ve taşıyıcısı bulmalıdır.
 - 59 - Taşıyıcılar, sıvı veya 60'dan fazla derece sıcaklığına düşürülen ve taşıyıcısı bulmalıdır.
 - 60 - Taşıyıcılar, sıvı veya 60'dan fazla derece sıcaklığına düşürülen ve taşıyıcısı bulmalıdır.
 - 61 - Taşıyıcılar, sıvı veya 60'dan fazla derece sıcaklığına düşürülen ve taşıyıcısı bulmalıdır.
 - 62 - Taşıyıcılar, sıvı veya 60'dan fazla derece sıcaklığına düşürülen ve taşıyıcısı bulmalıdır.
 - 63 - Taşıyıcılar, sıvı veya 60'dan fazla derece sıcaklığına düşürülen ve taşıyıcısı bulmalıdır.
 - 64 - Taşıyıcılar, sıvı veya 60'dan fazla derece sıcaklığına düşürülen ve taşıyıcısı bulmalıdır.
 - 65 - Taşıyıcılar, sıvı veya 60'dan fazla derece sıcaklığına düşürülen ve taşıyıcısı bulmalıdır.
 - 66 - Taşıyıcılar, sıvı veya 60'dan fazla derece sıcaklığına düşürülen ve taşıyıcısı bulmalıdır.
 - 67 - Taşıyıcılar, sıvı veya 60'dan fazla derece sıcaklığına düşürülen ve taşıyıcısı bulmalıdır.
 - 68 - Taşıyıcılar, sıvı veya 60'dan fazla derece sıcaklığına düşürülen ve taşıyıcısı bulmalıdır.
 - 69 - Taşıyıcılar, sıvı veya 60'dan fazla derece sıcaklığına düşürülen ve taşıyıcısı bulmalıdır.
 - 70 - Taşıyıcılar, sıvı veya 60'dan fazla derece sıcaklığına düşürülen ve taşıyıcısı bulmalıdır.
 - 71 - Taşıyıcılar, sıvı veya 60'dan fazla derece sıcaklığına düşürülen ve taşıyıcısı bulmalıdır.
 - 72 - Taşıyıcılar, sıvı veya 60'dan fazla derece sıcaklığına düşürülen ve taşıyıcısı bulmalıdır.
 - 73 - Taşıyıcılar, sıvı veya 60'dan fazla derece sıcaklığına düşürülen ve taşıyıcısı bulmalıdır.
 - 74 - Taşıyıcılar, sıvı veya 60'dan fazla derece sıcaklığına düşürülen ve taşıyıcısı bulmalıdır.
 - 75 - Taşıyıcılar, sıvı veya 60'dan fazla derece sıcaklığına düşürülen ve taşıyıcısı bulmalıdır.
 - 76 - Taşıyıcılar, sıvı veya 60'dan fazla derece sıcaklığına düşürülen ve taşıyıcısı bulmalıdır.
 - 77 - Taşıyıcılar, sıvı veya 60'dan fazla derece sıcaklığına düşürülen ve taşıyıcısı bulmalıdır.
 - 78 - Taşıyıcılar, sıvı veya 60'dan fazla derece sıcaklığına düşürülen ve taşıyıcısı bulmalıdır.
 - 79 - Taşıyıcılar, sıvı veya 60'dan fazla derece sıcaklığına düşürülen ve taşıyıcısı bulmalıdır.
 - 80 - Taşıyıcılar, sıvı veya 60'dan fazla derece sıcaklığına düşürülen ve taşıyıcısı bulmalıdır.
 - 81 - Taşıyıcılar, sıvı veya 60'dan fazla derece sıcaklığına düşürülen ve taşıyıcısı bulmalıdır.
 - 82 - Taşıyıcılar, sıvı veya 60'dan fazla derece sıcaklığına düşürülen ve taşıyıcısı bulmalıdır.
 - 83 - Taşıyıcılar, sıvı veya 60'dan fazla derece sıcaklığına düşürülen ve taşıyıcısı bulmalıdır.
 - 84 - Taşıyıcılar, sıvı veya 60'dan fazla derece sıcaklığına düşürülen ve taşıyıcısı bulmalıdır.
 - 85 - Taşıyıcılar, sıvı veya 60'dan fazla derece sıcaklığına düşürülen ve taşıyıcısı bulmalıdır.
 - 86 - Taşıyıcılar, sıvı veya 60'dan fazla derece sıcaklığına düşürülen ve taşıyıcısı bulmalıdır.
 - 87 - Taşıyıcılar, sıvı veya 60'dan fazla derece sıcaklığına düşürülen ve taşıyıcısı bulmalıdır.
 - 88 - Taşıyıcılar, sıvı veya 60'dan fazla derece sıcaklığına düşürülen ve taşıyıcısı bulmalıdır.
 - 89 - Taşıyıcılar, sıvı veya 60'dan fazla derece sıcaklığına düşürülen ve taşıyıcısı bulmalıdır.
 - 90 - Taşıyıcılar, sıvı veya 60'dan fazla derece sıcaklığına düşürülen ve taşıyıcısı bulmalıdır.
 - 91 - Taşıyıcılar, sıvı veya 60'dan fazla derece sıcaklığına düşürülen ve taşıyıcısı bulmalıdır.
 - 92 - Taşıyıcılar, sıvı veya 60'dan fazla derece sıcaklığına düşürülen ve taşıyıcısı bulmalıdır.
 - 93 - Taşıyıcılar, sıvı veya 60'dan fazla derece sıcaklığına düşürülen ve taşıyıcısı bulmalıdır.
 - 94 - Taşıyıcılar, sıvı veya 60'dan fazla derece sıcaklığına düşürülen ve taşıyıcısı bulmalıdır.
 - 95 - Taşıyıcılar, sıvı veya 60'dan fazla derece sıcaklığına düşürülen ve taşıyıcısı bulmalıdır.
 - 96 - Taşıyıcılar, sıvı veya 60'dan fazla derece sıcaklığına düşürülen ve taşıyıcısı bulmalıdır.
 - 97 - Taşıyıcılar, sıvı veya 60'dan fazla derece sıcaklığına düşürülen ve taşıyıcısı bulmalıdır.
 - 98 - Taşıyıcılar, sıvı veya 60'dan fazla derece sıcaklığına düşürülen ve taşıyıcısı bulmalıdır.
 - 99 - Taşıyıcılar, sıvı veya 60'dan fazla derece sıcaklığına düşürülen ve taşıyıcısı bulmalıdır.
 - 100 - Taşıyıcılar, sıvı veya 60'dan fazla derece sıcaklığına düşürülen ve taşıyıcısı bulmalıdır.



	Döküman No	Yayın Tarihi	Rev. No	Revizyon Tarihi
		1.1.2016	8	04.05.2022
	TEHLİKELİ YÜK ELLEÇLEME REHBERİ			

11.11 CTU and Packets For infiltration fields and equipment, Input/Output drawings

Not applicable.

11.12 Port Service of their ships inventory

Service reception with is provided.

11.13 Port Presidency administrative borders, anchorage locations and guide captainboarding/departure points sea coordinates

A) Port administrative field limit

(Strange phrase:RG-6/8/2013-28730) Kocaeli Port of the Presidency port

administrative pitchthe following your coordinates created by your line inside remainder sea and coast is the area.

- a) 40° 45' 24" K – 029° 21' 15" D (Yelkenkaya nose)
- b) 40° 43' 00" K – 029° 21' 18" D
- c) 40° 43' 00" K – 029° 23' 24" D
- D) 40° 44' 57" K – 029° 30' 57" D
- to) 40° 44' 48" K – 029° 32' 30" D
- f) 40° 41' 12" K – 029° 33' 36" D

B) Anchorage pitches

a) Izmit anchorage course: dangerous cargo not carrying your ships anchorage field, the following your coordinates is the sea area.

- one) 40° 45' 00" K – 029° 52' 48" D
- 2) 40° 44' 00" K – 029° 52' 48" D
- 3) 40° 44' 00" K – 029° 55' 00" D
- 4) 40° 45' 00" K – 029° 55' 00" D

b) Yarimca anchorage area: Ships carrying dangerous goods, nuclear powered quarantine anchorage area with military ships, the sea formed by the following coordinates is the area.

- one) 40° 46' 24" K – 029° 41' 00" D
- 2) 40° 45' 09" K – 029° 41' 00" D
- 3) 40° 44' 54" K – 029° 43' 00" D
- 4) 40° 46' 18" K – 029° 43' 00" D

c) Hereke anchorage area: Anchorage of ships not carrying dangerous cargo field, the following your coordinates created by sea is the area.

- one) 40° 46' 36" K – 029° 38' 09" D
- 2) 40° 45' 24" K – 029° 38' 09" D
- 3) 40° 45' 12" K – 029° 40' 30" D
- 4) 40° 46' 27" K – 029° 40' 30" D

d) Eskihisar anchorage course: dangerous cargo not carrying your ships anchorage area between the line joining the coordinates below and the coastline to the north of this line. The remainder is the sea area. Anchorage in this area, within 2.5 gomino from the shore cannot be done.

- one) 40° 45' 12" K – 029° 23' 27" D (Darica nose)
- 2) 40° 46' 00" K – 029° 30' 57" D (Rude nose)

11.14 Port found in facility sea to the pollution Against Urgent Intervention equipment

Approved sea to the pollution Against Urgent Intervention in your plan is like this

	Döküman No	Yayın Tarihi	Rev. No	Revizyon Tarihi
		1.1.2016	8	04.05.2022
	TEHLİKELİ YÜK ELLEÇLEME REHBERİ			

11.15 Personal protector equipment (PPE) use map

It is provided in the D-P61 Personal Protective Equipment Procedure.

11.16 Dangerous cargo events Notification form

Number no- History			
Company / Institution			
Sender			CONTACT INFORMATION
as required			

PORT FACILITY "DANGEROUS MATTER EVENT NOTICE"	
DATE:	
one. win occur he came time,	
2. win if known How occur he came and reason,	
3. win occur he came Location (coast plant and/or boat), position and effect area, d) to accident interfering boat if any information (First Name, flag, IMO no, the owner, its operator, burden and amount, your captain First Name and like informations),	
4. Meteorological conditions,	
5. dangerous cargo FAME its number, appropriate transport First Name (dangerous cargo in the definition stated legislation basis will be taken) and amount, dangerous cargo danger class or if any lower danger department, dangerous cargo if any packaging group, dangerous cargo if any sea polluting as additional risks, dangerous cargo sign and ticket details, dangerous cargo if any has moved PACKAGING, load transport unit of and of the container properties and its number, dangerous cargo manufacturer, sender, the bearer and receiver	
6. occur incoming damage/pollution size,,	
7. in the accident dead and wounded number (if any),	
8. to accident How intervention was made,	
9. Which from organizations help request was made,	
10. from the accident may be affected other boat or neighbor facilities,	
FORM prepared :	
First Name	
Last name :	
Mission :	
Signature :	

	Döküman No	Yayın Tarihi	Rev. No	Revizyon Tarihi
		1.1.2016	8	04.05.2022
	TEHLİKELİ YÜK ELLEÇLEME REHBERİ			

11.16.1 Dangerous Load Transport units (CTUs) For Control Results Notification form

Administration By three monthly periods with port to the presidencies sending request made CTU control results including form below.

Yıl / Dönem /	Sayı	Yüzdellik
<i>Kontrol edilen paketler:</i>			
<i>Kusurlu paketler:</i>			
. toplam			
. yurt içinde doldurulmuş			
. yurt dışında doldurulmuş			
<i>Kusurlar:</i>			
Dokümantasyon:			
. Tehlikeli Yük Deklarasyonu			
. Konteyner/Araç Paketleme Sertifikası			
Plakalama ve markalama			
Konteyner Güvenlik Sözleşmesi onay levhası			
Ciddi yapısal kusurlar			
Kara tankerleri bağlama eklentileri			
Taşınabilir tank veya kara tankerleri (<i>uygunsuz veya hasarlı</i>)			
Etiketleme (paketler için)			
Paketleme (<i>uygunsuz veya hasarlı</i>)			
Yükün segregasyonu			
Paketin içinin istiflenmesi / bağlanması			

11.17 Other required annexes

All attachments are given. No additional attachment was required.

	Döküman No	Yayın Tarihi	Rev. No	Revizyon Tarihi
		1.1.2016	8	04.05.2022
	TEHLİKELİ YÜK ELLEÇLEME REHBERİ			

11.18 Dangerous Goods Handling Guide Additional Cargo Notification (When necessary)

The cargo that is not specified in the Dangerous Goods Guide in force of the facility and that is planned to be handled at the facility

notification is made to the relevant Port Authority by filling out the form below. The coastal facility is subject to the load in question.

According to the code and the attached safety data sheet, there are equipments that should be in the facility, first aid, fire, safety, etc. that all necessary precautions have been taken, your updates To show that it is done in the Dangerous Goods Handling Guide and other procedures has to.

Proper shipping name		
UN Number and Class, if any Groups in the ID/Character table		
type of load and that of course code	Dangerous Liquid Bulk Cargoes (Petroleum and Petroleum Derivatives-MARPOL Annex-1)	
	Dangerous Liquid Bulk Cargoes (Chemical and Similar-IBC Code)	
	Dangerous Liquid Bulk Cargoes (Liquefied Gas-IGC Code)	
	Packaged Dangerous Goods (IMDG Code)	
	Dangerous Solid Bulk Cargoes (IMSBC Code)	

Appendix: Safety Data Sheet (SDS)

12. ABBREVIATIONS

VHF, sea tape Radio

CTU, Load Transport Unit of

IMDG, International dangerous cargo Directory

IMO, International Marine organization

ILO, International Employee organization

FAME, United Nations

PEAR, To people, to the environment, Trowel and reputation Damaging

UATF, National Waste Transport form

AFAD, Disaster and Urgent Situation management Presidency

SDS Security Information form

13. DEFINITIONS

Ministry: Ministry of Transport and Infrastructure,

Bulk Cargo: Substances in solid, liquid and gaseous state that are the structural part of the ship or are in a tank or hold permanently fixed in or on the ship, and intended to be transported directly without containment,

Fumigation: The process of giving a certain amount of fumigant acting in gaseous form to a closed environment at a certain temperature in order to destroy harmful organisms and keeping it in the environment for a certain period of time,

	Döküman No	Yayın Tarihi	Rev. No	Revizyon Tarihi
		1.1.2016	8	04.05.2022
	TEHLİKELİ YÜK ELLEÇLEME REHBERİ			

Ship: Ships covered by the legislation or international agreements to which we are a party,

Ship-related: Owner, operator, charterer, captain or agents, and natural or legal persons authorized to represent the ship owner,

IBC Code: International Code for the Construction and Equipment of Ships Carrying Dangerous Chemicals in Bulk,

IMDG Code: International Code for Dangerous Goods Transported by Sea,

IMO: International Maritime Organization,

ISPS Code: International Ship and Port Facility Security Code,

Administration: General Directorate of Maritime Affairs,

Coastal facility: A port, quay, pier, berth, fuel, liquefied gas or chemical pipeline buoy or platform, including storage areas, where ships or marine vehicles can safely take their cargo or take shelter,

MARPOL: International Convention for the Prevention of Pollution of the Seas by Ships,

SOLAS: International Convention for the Safety of Life at Sea,

Carrier: Actual carrier, broker, ship owner, freight forwarder, freight forwarder, shipping agency, who receives, submits, or accepts offers for the transportation of all kinds of dangerous goods on his own behalf or on behalf of third parties, together with the dangerous cargo by sea within the scope of combined transportation. natural and legal persons carrying out the transportation by road or railway,

dangerous cargo;

- 1) Petroleum and petroleum products included in the International Convention for the Prevention of Pollution of the Seas by Ships (MARPOL) 73/78 Annex I, Attachment 1,
- 2) Packaged goods and objects given in IMDG Code Chapter 3,
- 3) Among the cargoes given in IMSBC Code Attachment 1, the bulk cargoes with "B" and "A and B" inscriptions in the group box in the characteristic table,
- 4) Liquid substances with the phrase "S" or "S/P" in the "d" column titled "hazards" of the table given in Chapter 17 of the IBC Code,
- 5) Gaseous substances given in IGC Code Chapter 19,

TMGD: Dangerous goods safety consultants authorized by the Ministry,

TYUB: The Coastal Facility Dangerous Goods Conformity Certificate, which is issued by the Administration and must be obtained by the coastal facilities that handle packaged or bulk dangerous goods,

Loading safety: Safe tying and stacking of the cargo transport unit or cargo loaded into the ship's hold or on the ship's deck, and the safe binding and stacking of the loads to be loaded into the cargo transport unit,

Shipper: The natural or legal person specified as the "shipper" in the bill of lading, maritime transport document or multimodal transport document, and the natural or legal person on whose behalf or on behalf of a shipping company a carriage contract has been made,

Cargo Person: The sender, receiver, representative or organizer of the transport works of the dangerous cargo,

Cargo transport unit (CTU): Designed and manufactured for the transport of packaged or bulk dangerous cargoes; road trailer, semi-trailer and tanker, portable tank and multi-element gas container, railway car and tank wagon, container and tank container, means.

	Döküman No	Yayın Tarihi	Rev. No	Revizyon Tarihi
		1.1.2016	8	04.05.2022
	TEHLİKELİ YÜK ELLEÇLEME REHBERİ			

14. SUBMITTAL

This Guide covers the entry and exit of dangerous goods in port areas, both on board and on the shore. availability for valid. These, to their flags regardless of a port visit the one who all intended to be applicable to ships. Ships' stores and equipment in soldier transport ships and warships for should not be applied. national legal requirements to the persons and institutions that prepare it, in the load areas of the requirements found dangerous your loads all possible stating their status however exceptional circumstances for validity without creating possible as much as effective halo to be brought to provide helper is to be.

your definitions false to understand will prevent way with care examining and use is important.

Dangerous Goods Safety Consultant Coastal Facility Officer
Name/Surname/Signature Name/Surname/Signature

Damla Gungor